




District Health Assessment for Multiple District 101 through November 2025

|  | | Clubs | | | | | | | Membership | | | | | | | Member Strength | | Cancellation | | Reports | | | Finance | Leadership | | | |
|--|---|--------------|---------------------|-------------|--|-----------|-----------------|------------------------|---------------------------------|-------------------------------------|-----------------------------|---------|----------|--|---|----------------------------|-------------------------------|--------------------------------------|----------------------------|-------------------------------------|------------------------------|----------------------|----------------------------------|----------------------------------|--------------------------------|----------------------------------|--------------------------------|
| District Name | Status/ Number of Months in Status * | Active Clubs | Clubs in Status Quo | Total Clubs | % Status Quo Clubs in Financial Suspension | New Clubs | Cancelled Clubs | YTD Net Club Gain/Loss | Current Members In Active Clubs | Current Members In Status Quo Clubs | Current Total Members Count | YTD Add | YTD Drop | YTD NetGrowth (includes Active and Status Quo) | YTD NetGrowth% (includes Active and Status Quo) | Member Count 12 Months Ago | Average Member Count Per Club | % of Clubs with less than 20 members | Average Cancelled Club Age | Members Lost Due to Cancelled Clubs | % of Clubs Reporting Service | % No MMR in 3 Months | % No Officer Report in 12 months | % of Clubs with balance 90+ days | Number of Zone Chairs Recorded | Number of Region Chairs Recorded | District Officers Vacancies ** |
| 101 M | T(24) | 53 | 2 | 55 | 100% | 0 | 0 | 0 | 977 | 43 | 1020 | 30 | 15 | 15 | 1.49% | 978 | 18 | 60% | 0 | 0 | 9% | 44% | 0% | 7% | 9 | 0 | |
| 101 N | T(24) | 32 | 2 | 34 | 100% | 0 | 0 | 0 | 680 | 31 | 711 | 12 | 19 | -7 | -0.97% | 742 | 21 | 53% | 0 | 0 | 9% | 29% | 0% | 9% | 6 | 0 | |
| 101 O | T(24) | 51 | 0 | 51 | 0% | 0 | 1 | -1 | 1105 | 0 | 1105 | 32 | 39 | -7 | -0.63% | 1,177 | 22 | 51% | 71 | 0 | 16% | 41% | 0% | 4% | 7 | 0 | |
| 101 S | | 79 | 0 | 79 | 0% | 0 | 1 | -1 | 2113 | 0 | 2113 | 64 | 63 | 1 | 0.05% | 2,130 | 27 | 32% | 34 | 1 | 3% | 24% | 0% | 3% | 6 | 0 | |
| 101 V | | 70 | 0 | 70 | 0% | 0 | 1 | -1 | 1592 | 0 | 1592 | 29 | 44 | -15 | -0.93% | 1,645 | 23 | 41% | 57 | 0 | 4% | 44% | 0% | 3% | 9 | 0 | |
| | | 285 | 4 | 289 | 100% | 0 | 3 | -3 | 6467 | 74 | 6541 | 167 | 180 | -13 | -0.20% | 6,672 | 23 | 45% | 54 | 1 | 7% | 36% | 0% | 4% | 37 | 0 | |



District Health Assessment for Multiple District 102 through November 2025

| District Name | Status/ Number of Months in Status * | Clubs | | | | | | | Membership | | | | | | | Member Strength | | Cancellation | | Reports | | | Finance | Leadership | | | |
|---------------|---|--------------|---------------------|-------------|--|-----------|-----------------|------------------------|---------------------------------|-------------------------------------|-----------------------------|---------|----------|--|---|----------------------------|-------------------------------|--------------------------------------|----------------------------|-------------------------------------|------------------------------|----------------------|----------------------------------|----------------------------------|--------------------------------|----------------------------------|--------------------------------|
| | | Active Clubs | Clubs in Status Quo | Total Clubs | % Status Quo Clubs in Financial Suspension | New Clubs | Cancelled Clubs | YTD Net Club Gain/Loss | Current Members In Active Clubs | Current Members In Status Quo Clubs | Current Total Members Count | YTD Add | YTD Drop | YTD NetGrowth (includes Active and Status Quo) | YTD NetGrowth% (includes Active and Status Quo) | Member Count 12 Months Ago | Average Member Count Per Club | % of Clubs with less than 20 members | Average Cancelled Club Age | Members Lost Due to Cancelled Clubs | % of Clubs Reporting Service | % No MMR in 3 Months | % No Officer Report in 12 months | % of Clubs with balance 90+ days | Number of Zone Chairs Recorded | Number of Region Chairs Recorded | District Officers Vacancies ** |
| 102 W | | 107 | 0 | 107 | 0% | 0 | 0 | 0 | 3902 | 0 | 3902 | 82 | 41 | 41 | 1.06% | 3,927 | 36 | 6% | 0 | 0 | 34% | 0% | 0% | 0% | 12 | 3 | |
| 102 E | | 95 | 0 | 95 | 0% | 0 | 0 | 0 | 3314 | 0 | 3314 | 49 | 42 | 7 | 0.21% | 3,317 | 35 | 4% | 0 | 0 | 42% | 0% | 0% | 0% | 15 | 3 | |
| 102 C | | 72 | 0 | 72 | 0% | 0 | 0 | 0 | 3002 | 0 | 3002 | 50 | 35 | 15 | 0.50% | 3,028 | 42 | 0% | 0 | 0 | 33% | 0% | 0% | 0% | 8 | 2 | |
| | | 274 | 0 | 274 | 0% | 0 | 0 | 0 | 10218 | 0 | 10218 | 181 | 118 | 63 | 0.62% | 10,272 | 37 | 4% | 0 | 0 | 36% | 0% | 0% | 0% | 35 | 8 | |




District Health Assessment for Multiple District 103 through November 2025

| District Name | Status/ Number of Months in Status * | Clubs | | | | | | | Membership | | | | | | | Member Strength | | Cancellation | | Reports | | | Finance | | Leadership | | |
|---------------|--|--------------|---------------------|-------------|--|-----------|-----------------|------------------------|---------------------------------|-------------------------------------|-----------------------------|---------|----------|--|---|----------------------------|-------------------------------|--------------------------------------|----------------------------|-------------------------------------|------------------------------|----------------------|----------------------------------|----------------------------------|--------------------------------|----------------------------------|--------------------------------|
| | | Active Clubs | Clubs in Status Quo | Total Clubs | % Status Quo Clubs in Financial Suspension | New Clubs | Cancelled Clubs | YTD Net Club Gain/Loss | Current Members In Active Clubs | Current Members In Status Quo Clubs | Current Total Members Count | YTD Add | YTD Drop | YTD NetGrowth (includes Active and Status Quo) | YTD NetGrowth% (includes Active and Status Quo) | Member Count 12 Months Ago | Average Member Count Per Club | % of Clubs with less than 20 members | Average Cancelled Club Age | Members Lost Due to Cancelled Clubs | % of Clubs Reporting Service | % No MMR in 3 Months | % No Officer Report in 12 months | % of Clubs with balance 90+ days | Number of Zone Chairs Recorded | Number of Region Chairs Recorded | District Officers Vacancies ** |
| 103 N | | 103 | 0 | 103 | 0% | 0 | 0 | 0 | 2034 | 0 | 2034 | 72 | 67 | 5 | 0.25% | 2,029 | 20 | 49% | 0 | 0 | 7% | 0% | 0% | 10% | 0 | 0 | |
| 103NIE | | 72 | 0 | 72 | 0% | 0 | 0 | 0 | 1408 | 0 | 1408 | 18 | 54 | -36 | -2.49% | 1,453 | 20 | 53% | 0 | 0 | 28% | 3% | 1% | 8% | 0 | 0 | |
| 103 E | | 117 | 0 | 117 | 0% | 1 | 0 | 1 | 2258 | 0 | 2258 | 69 | 82 | -13 | -0.57% | 2,277 | 19 | 50% | 0 | 0 | 22% | 3% | 1% | 13% | 19 | 0 | |
| 103 C | | 69 | 0 | 69 | 0% | 0 | 3 | -3 | 1307 | 0 | 1307 | 38 | 72 | -34 | -2.54% | 1,370 | 19 | 52% | 34 | 13 | 12% | 3% | 3% | 10% | 8 | 0 | |
| 103CC | T(18) | 64 | 1 | 65 | 100% | 0 | 0 | 0 | 1190 | 15 | 1205 | 37 | 46 | -9 | -0.74% | 1,240 | 19 | 65% | 0 | 0 | 26% | 0% | 0% | 9% | 0 | 0 | |
| 103CE | | 62 | 0 | 62 | 0% | 0 | 2 | -2 | 1303 | 0 | 1303 | 42 | 33 | 9 | 0.70% | 1,280 | 21 | 44% | 37 | 0 | 19% | 2% | 2% | 24% | 0 | 0 | |
| 103CS | | 89 | 0 | 89 | 0% | 1 | 0 | 1 | 2042 | 0 | 2042 | 64 | 71 | -7 | -0.34% | 2,026 | 23 | 42% | 0 | 0 | 17% | 8% | 0% | 11% | 0 | 0 | |
| 103CW | | 78 | 0 | 78 | 0% | 1 | 0 | 1 | 1530 | 0 | 1530 | 75 | 52 | 23 | 1.53% | 1,482 | 20 | 55% | 0 | 0 | 14% | 3% | 0% | 12% | 0 | 0 | |
| 103SE | T(5) | 64 | 0 | 64 | 0% | 1 | 0 | 1 | 1242 | 0 | 1242 | 79 | 68 | 11 | 0.89% | 1,251 | 19 | 52% | 0 | 0 | 13% | 2% | 0% | 2% | 11 | 0 | |
| 103 S | | 112 | 0 | 112 | 0% | 1 | 1 | 0 | 2105 | 0 | 2105 | 72 | 80 | -8 | -0.38% | 2,133 | 19 | 61% | 56 | 7 | 14% | 9% | 0% | 8% | 14 | 0 | |
| 103SW | | 81 | 0 | 81 | 0% | 0 | 1 | -1 | 1479 | 0 | 1479 | 53 | 44 | 9 | 0.61% | 1,530 | 18 | 67% | 13 | 0 | 20% | 4% | 0% | 4% | 0 | 0 | |
| 103 W | | 74 | 0 | 74 | 0% | 0 | 0 | 0 | 1521 | 0 | 1521 | 26 | 29 | -3 | -0.20% | 1,514 | 21 | 47% | 0 | 0 | 15% | 7% | 4% | 16% | 0 | 0 | |
| 103IE | T(24) | 48 | 1 | 49 | 100% | 1 | 0 | 1 | 855 | 4 | 859 | 30 | 24 | 6 | 0.70% | 851 | 18 | 61% | 0 | 0 | 8% | 2% | 2% | 6% | 0 | 0 | |
| 103IP | T(24) | 36 | 4 | 40 | 100% | 0 | 0 | 0 | 487 | 50 | 537 | 27 | 47 | -20 | -3.59% | 553 | 14 | 75% | 0 | 0 | 25% | 8% | 0% | 20% | 4 | 0 | |
| 103IW | | 80 | 0 | 80 | 0% | 0 | 0 | 0 | 1288 | 0 | 1288 | 18 | 34 | -16 | -1.23% | 1,328 | 16 | 74% | 0 | 0 | 14% | 14% | 1% | 1% | 0 | 0 | |
| | | 1149 | 6 | 1155 | 100% | 6 | 7 | -1 | 22049 | 69 | 22118 | 720 | 803 | -83 | -0.37% | 22,317 | 19 | 55% | 35 | 20 | 17% | 4% | 1% | 10% | 56 | 0 | |




District Health Assessment for Multiple District 103 through November 2025

|  | | Clubs | | | | | | | Membership | | | | | | | Member Strength | | Cancellation | | Reports | | | Finance | Leadership | | | |
|--|---|--------------|---------------------|-------------|--|-----------|-----------------|------------------------|---------------------------------|-------------------------------------|-----------------------------|---------|----------|--|---|----------------------------|-------------------------------|--------------------------------------|----------------------------|-------------------------------------|------------------------------|----------------------|----------------------------------|----------------------------------|--------------------------------|----------------------------------|--------------------------------|
| District Name | Status/ Number of Months in Status * | Active Clubs | Clubs in Status Quo | Total Clubs | % Status Quo Clubs in Financial Suspension | New Clubs | Cancelled Clubs | YTD Net Club Gain/Loss | Current Members In Active Clubs | Current Members In Status Quo Clubs | Current Total Members Count | YTD Add | YTD Drop | YTD NetGrowth (includes Active and Status Quo) | YTD NetGrowth% (includes Active and Status Quo) | Member Count 12 Months Ago | Average Member Count Per Club | % of Clubs with less than 20 members | Average Cancelled Club Age | Members Lost Due to Cancelled Clubs | % of Clubs Reporting Service | % No MMR in 3 Months | % No Officer Report in 12 months | % of Clubs with balance 90+ days | Number of Zone Chairs Recorded | Number of Region Chairs Recorded | District Officers Vacancies ** |
| 104 A | T(24) | 45 | 0 | 45 | 0% | 0 | 0 | 0 | 952 | 0 | 952 | 50 | 28 | 22 | 2.37% | 935 | 21 | 44% | 0 | 0 | 69% | 24% | 4% | 4% | 8 | 0 | |
| 104 B | | 61 | 0 | 61 | 0% | 0 | 1 | -1 | 1518 | 0 | 1518 | 41 | 56 | -15 | -0.98% | 1,545 | 25 | 31% | 43 | 0 | 90% | 18% | 0% | 2% | 10 | 0 | |
| 104 C | | 63 | 1 | 64 | 100% | 0 | 0 | 0 | 1425 | 4 | 1429 | 103 | 47 | 56 | 4.08% | 1,384 | 23 | 45% | 0 | 0 | 34% | 34% | 8% | 9% | 10 | 0 | |
| 104 D | | 70 | 0 | 70 | 0% | 0 | 2 | -2 | 1581 | 0 | 1581 | 76 | 62 | 14 | 0.89% | 1,570 | 23 | 44% | 48 | 24 | 50% | 30% | 0% | 9% | 17 | 0 | |
| 104 E | | 75 | 1 | 76 | 100% | 0 | 1 | -1 | 1780 | 20 | 1800 | 40 | 62 | -22 | -1.21% | 1,852 | 24 | 36% | 66 | 1 | 34% | 33% | 1% | 7% | 10 | 0 | |
| | | 314 | 2 | 316 | 100% | 0 | 4 | -4 | 7256 | 24 | 7280 | 310 | 255 | 55 | 0.76% | 7,286 | 23 | 40% | 51 | 25 | 53% | 28% | 3% | 6% | 55 | 0 | |




District Health Assessment for Multiple District 105 through November 2025

|  | | Clubs | | | | | | | Membership | | | | | | | Member Strength | | Cancellation | | Reports | | | Finance | Leadership | | | |
|--|---|--------------|---------------------|-------------|--|-----------|-----------------|------------------------|---------------------------------|-------------------------------------|-----------------------------|---------|----------|--|---|----------------------------|-------------------------------|--------------------------------------|----------------------------|-------------------------------------|------------------------------|----------------------|----------------------------------|----------------------------------|--------------------------------|----------------------------------|--------------------------------|
| District Name | Status/ Number of Months in Status * | Active Clubs | Clubs in Status Quo | Total Clubs | % Status Quo Clubs in Financial Suspension | New Clubs | Cancelled Clubs | YTD Net Club Gain/Loss | Current Members In Active Clubs | Current Members In Status Quo Clubs | Current Total Members Count | YTD Add | YTD Drop | YTD NetGrowth (includes Active and Status Quo) | YTD NetGrowth% (includes Active and Status Quo) | Member Count 12 Months Ago | Average Member Count Per Club | % of Clubs with less than 20 members | Average Cancelled Club Age | Members Lost Due to Cancelled Clubs | % of Clubs Reporting Service | % No MMR in 3 Months | % No Officer Report in 12 months | % of Clubs with balance 90+ days | Number of Zone Chairs Recorded | Number of Region Chairs Recorded | District Officers Vacancies ** |
| 105 A | T(9) | 63 | 7 | 70 | 100% | 1 | 0 | 1 | 1170 | 114 | 1284 | 89 | 35 | 54 | 4.39% | 1,246 | 19 | 56% | 0 | 0 | 74% | 40% | 0% | 14% | 12 | 0 | |
| 105CE | | 77 | 2 | 79 | 100% | 0 | 1 | -1 | 1279 | 49 | 1328 | 48 | 40 | 8 | 0.61% | 1,366 | 17 | 66% | 12 | 0 | 38% | 47% | 3% | 10% | 13 | 0 | |
| 105CN | T(24) | 74 | 2 | 76 | 100% | 0 | 0 | 0 | 978 | 17 | 995 | 34 | 41 | -7 | -0.70% | 1,039 | 13 | 80% | 0 | 0 | 38% | 53% | 8% | 8% | 7 | 0 | |
| 105CW | | 90 | 1 | 91 | 100% | 0 | 2 | -2 | 1558 | 0 | 1558 | 48 | 69 | -21 | -1.33% | 1,645 | 17 | 66% | 2 | 0 | 37% | 43% | 0% | 14% | 17 | 5 | |
| 105 N | T(24) | 61 | 0 | 61 | 0% | 0 | 2 | -2 | 928 | 0 | 928 | 51 | 39 | 12 | 1.31% | 954 | 15 | 74% | 50 | 2 | 61% | 44% | 0% | 2% | 7 | 0 | 2nd VDG |
| 105SC | T(24) | 48 | 0 | 48 | 0% | 0 | 3 | -3 | 973 | 0 | 973 | 30 | 27 | 3 | 0.31% | 995 | 20 | 52% | 60 | 0 | 67% | 23% | 0% | 2% | 7 | 0 | |
| 105SE | T(24) | 47 | 0 | 47 | 0% | 0 | 1 | -1 | 1021 | 0 | 1021 | 52 | 55 | -3 | -0.29% | 1,050 | 22 | 49% | 55 | 12 | 28% | 28% | 2% | 19% | 6 | 3 | |
| 105SW | T(24) | 50 | 1 | 51 | 100% | 1 | 0 | 1 | 929 | 9 | 938 | 85 | 52 | 33 | 3.65% | 915 | 19 | 67% | 0 | 0 | 51% | 25% | 0% | 8% | 9 | 0 | |
| | | 510 | 13 | 523 | 100% | 2 | 9 | -7 | 8836 | 189 | 9025 | 437 | 358 | 79 | 0.88% | 9,210 | 18 | 65% | 39 | 14 | 48% | 40% | 2% | 10% | 78 | 8 | |




District Health Assessment for Multiple District 106 through November 2025

|  | | Clubs | | | | | | | Membership | | | | | | | Member Strength | | Cancellation | | Reports | | | Finance | Leadership | | | |
|--|---|--------------|---------------------|-------------|--|-----------|-----------------|------------------------|---------------------------------|-------------------------------------|-----------------------------|---------|----------|--|---|----------------------------|-------------------------------|--------------------------------------|----------------------------|-------------------------------------|------------------------------|----------------------|----------------------------------|----------------------------------|--------------------------------|----------------------------------|--------------------------------|
| District Name | Status/ Number of Months in Status * | Active Clubs | Clubs in Status Quo | Total Clubs | % Status Quo Clubs in Financial Suspension | New Clubs | Cancelled Clubs | YTD Net Club Gain/Loss | Current Members In Active Clubs | Current Members In Status Quo Clubs | Current Total Members Count | YTD Add | YTD Drop | YTD NetGrowth (includes Active and Status Quo) | YTD NetGrowth% (includes Active and Status Quo) | Member Count 12 Months Ago | Average Member Count Per Club | % of Clubs with less than 20 members | Average Cancelled Club Age | Members Lost Due to Cancelled Clubs | % of Clubs Reporting Service | % No MMR in 3 Months | % No Officer Report in 12 months | % of Clubs with balance 90+ days | Number of Zone Chairs Recorded | Number of Region Chairs Recorded | District Officers Vacancies ** |
| 106 A | T(24) | 75 | 0 | 75 | 0% | 0 | 3 | -3 | 1072 | 0 | 1072 | 18 | 40 | -22 | -2.01% | 1,106 | 14 | 77% | 45 | 2 | 5% | 52% | 3% | 0% | 9 | 0 | |
| 106 B | | 107 | 0 | 107 | 0% | 0 | 0 | 0 | 2337 | 0 | 2337 | 53 | 67 | -14 | -0.60% | 2,370 | 22 | 38% | 0 | 0 | 9% | 33% | 5% | 0% | 12 | 0 | |
| 106 C | T(24) | 62 | 0 | 62 | 0% | 0 | 4 | -4 | 1129 | 0 | 1129 | 31 | 56 | -25 | -2.17% | 1,190 | 18 | 58% | 46 | 9 | 5% | 45% | 8% | 0% | 0 | 0 | |
| | | 244 | 0 | 244 | 0% | 0 | 7 | -7 | 4538 | 0 | 4538 | 102 | 163 | -61 | -1.33% | 4,666 | 19 | 55% | 45 | 11 | 7% | 42% | 5% | 0% | 21 | 0 | |




District Health Assessment for Multiple District 107 through November 2025

|  | | Clubs | | | | | | | Membership | | | | | | | Member Strength | | Cancellation | | Reports | | | Finance | Leadership | | | |
|--|---|--------------|---------------------|-------------|--|-----------|-----------------|------------------------|---------------------------------|-------------------------------------|-----------------------------|---------|----------|--|---|----------------------------|-------------------------------|--------------------------------------|----------------------------|-------------------------------------|------------------------------|----------------------|----------------------------------|----------------------------------|--------------------------------|----------------------------------|--------------------------------|
| District Name | Status/ Number of Months in Status * | Active Clubs | Clubs in Status Quo | Total Clubs | % Status Quo Clubs in Financial Suspension | New Clubs | Cancelled Clubs | YTD Net Club Gain/Loss | Current Members In Active Clubs | Current Members In Status Quo Clubs | Current Total Members Count | YTD Add | YTD Drop | YTD NetGrowth (includes Active and Status Quo) | YTD NetGrowth% (includes Active and Status Quo) | Member Count 12 Months Ago | Average Member Count Per Club | % of Clubs with less than 20 members | Average Cancelled Club Age | Members Lost Due to Cancelled Clubs | % of Clubs Reporting Service | % No MMR in 3 Months | % No Officer Report in 12 months | % of Clubs with balance 90+ days | Number of Zone Chairs Recorded | Number of Region Chairs Recorded | District Officers Vacancies ** |
| 107 A | | 68 | 1 | 69 | 100% | 0 | 3 | -3 | 1626 | 24 | 1650 | 29 | 55 | -26 | -1.55% | 1,721 | 24 | 35% | 52 | 13 | 57% | 35% | 0% | 4% | 14 | 4 | |
| 107 B | T(24) | 41 | 0 | 41 | 0% | 0 | 0 | 0 | 785 | 0 | 785 | 30 | 23 | 7 | 0.90% | 793 | 19 | 56% | 0 | 0 | 41% | 29% | 0% | 7% | 8 | 3 | |
| 107 C | | 73 | 0 | 73 | 0% | 0 | 1 | -1 | 1713 | 0 | 1713 | 59 | 45 | 14 | 0.82% | 1,751 | 23 | 30% | 49 | 0 | 66% | 22% | 0% | 3% | 10 | 0 | |
| 107 D | T(19) | 49 | 0 | 49 | 0% | 0 | 1 | -1 | 1125 | 0 | 1125 | 24 | 29 | -5 | -0.44% | 1,182 | 23 | 45% | 49 | 0 | 63% | 31% | 0% | 4% | 9 | 0 | |
| 107 E | | 64 | 1 | 65 | 100% | 0 | 1 | -1 | 1323 | 32 | 1355 | 25 | 27 | -2 | -0.15% | 1,401 | 21 | 43% | 32 | 0 | 52% | 37% | 0% | 2% | 11 | 0 | |
| 107 F | T(1) | 53 | 2 | 55 | 100% | 0 | 1 | -1 | 1240 | 29 | 1269 | 21 | 22 | -1 | -0.08% | 1,306 | 23 | 38% | 20 | 0 | 42% | 36% | 0% | 5% | 9 | 4 | |
| 107 G | T(24) | 47 | 0 | 47 | 0% | 0 | 1 | -1 | 908 | 0 | 908 | 16 | 19 | -3 | -0.33% | 935 | 19 | 55% | 61 | 1 | 53% | 40% | 2% | 4% | 0 | 0 | 2nd VDG |
| 107 H | T(24) | 39 | 0 | 39 | 0% | 0 | 0 | 0 | 947 | 0 | 947 | 35 | 18 | 17 | 1.83% | 960 | 24 | 23% | 0 | 0 | 100% | 31% | 0% | 0% | 8 | 0 | |
| 107 I | T(24) | 44 | 0 | 44 | 0% | 0 | 0 | 0 | 824 | 0 | 824 | 24 | 21 | 3 | 0.37% | 836 | 19 | 57% | 0 | 0 | 45% | 45% | 0% | 2% | 7 | 3 | |
| 107 K | T(24) | 37 | 0 | 37 | 0% | 0 | 0 | 0 | 862 | 0 | 862 | 16 | 13 | 3 | 0.35% | 885 | 23 | 30% | 0 | 0 | 68% | 32% | 5% | 0% | 3 | 2 | |
| 107 L | T(24) | 33 | 0 | 33 | 0% | 0 | 1 | -1 | 763 | 0 | 763 | 21 | 38 | -17 | -2.18% | 780 | 23 | 39% | 60 | 0 | 79% | 33% | 0% | 0% | 7 | 1 | |
| 107 M | T(7) | 53 | 1 | 54 | 100% | 0 | 0 | 0 | 1231 | 10 | 1241 | 24 | 31 | -7 | -0.56% | 1,243 | 23 | 39% | 0 | 0 | 70% | 31% | 0% | 4% | 11 | 4 | |
| 107 N | | 66 | 0 | 66 | 0% | 0 | 0 | 0 | 1315 | 0 | 1315 | 26 | 24 | 2 | 0.15% | 1,333 | 20 | 58% | 0 | 0 | 64% | 36% | 0% | 0% | 11 | 0 | |
| 107 O | T(24) | 47 | 0 | 47 | 0% | 0 | 2 | -2 | 854 | 0 | 854 | 37 | 38 | -1 | -0.12% | 874 | 18 | 57% | 36 | 18 | 64% | 47% | 0% | 6% | 12 | 0 | |
| | | 714 | 5 | 719 | 100% | 0 | 11 | -11 | 15516 | 95 | 15611 | 387 | 403 | -16 | -0.10% | 16,000 | 22 | 43% | 45 | 32 | 61% | 34% | 0% | 3% | 120 | 21 | |




District Health Assessment for Multiple District 107 through November 2025

|  | | Clubs | | | | | | Membership | | | | | | | | Member Strength | | Cancellation | | Reports | | | Finance | Leadership | | | |
|--|---|--------------|---------------------|-------------|--|-----------|-----------------|------------------------|---------------------------------|-------------------------------------|-----------------------------|---------|----------|--|---|----------------------------|-------------------------------|--------------------------------------|----------------------------|-------------------------------------|------------------------------|----------------------|----------------------------------|----------------------------------|--------------------------------|----------------------------------|--------------------------------|
| District Name | Status/ Number of Months in Status * | Active Clubs | Clubs in Status Quo | Total Clubs | % Status Quo Clubs in Financial Suspension | New Clubs | Cancelled Clubs | YTD Net Club Gain/Loss | Current Members In Active Clubs | Current Members In Status Quo Clubs | Current Total Members Count | YTD Add | YTD Drop | YTD NetGrowth (includes Active and Status Quo) | YTD NetGrowth% (includes Active and Status Quo) | Member Count 12 Months Ago | Average Member Count Per Club | % of Clubs with less than 20 members | Average Cancelled Club Age | Members Lost Due to Cancelled Clubs | % of Clubs Reporting Service | % No MMR in 3 Months | % No Officer Report in 12 months | % of Clubs with balance 90+ days | Number of Zone Chairs Recorded | Number of Region Chairs Recorded | District Officers Vacancies ** |
| 108IA1 | T(24) | 72 | 0 | 72 | 0% | 0 | 1 | -1 | 2094 | 0 | 2094 | 56 | 44 | 12 | 0.58% | 2,089 | 29 | 32% | 33 | 0 | 83% | 46% | 0% | 13% | 14 | 4 | |
| 108IA2 | | 69 | 0 | 69 | 0% | 0 | 0 | 0 | 1852 | 0 | 1852 | 63 | 52 | 11 | 0.60% | 1,854 | 27 | 36% | 0 | 0 | 74% | 30% | 3% | 1% | 0 | 0 | |
| 108IA3 | | 69 | 0 | 69 | 0% | 3 | 0 | 3 | 2099 | 0 | 2099 | 144 | 82 | 62 | 3.04% | 1,967 | 30 | 22% | 0 | 0 | 78% | 36% | 3% | 10% | 11 | 4 | |
| 108IB1 | | 98 | 3 | 101 | 100% | 1 | 0 | 1 | 2462 | 67 | 2529 | 133 | 84 | 49 | 1.98% | 2,502 | 25 | 29% | 0 | 0 | 69% | 23% | 0% | 8% | 12 | 5 | |
| 108IB2 | | 56 | 0 | 56 | 0% | 0 | 0 | 0 | 1371 | 0 | 1371 | 20 | 37 | -17 | -1.22% | 1,393 | 24 | 41% | 0 | 0 | 52% | 41% | 0% | 4% | 10 | 0 | |
| 108IB3 | | 74 | 0 | 74 | 0% | 0 | 0 | 0 | 1694 | 0 | 1694 | 35 | 53 | -18 | -1.05% | 1,665 | 23 | 43% | 0 | 0 | 77% | 42% | 0% | 1% | 13 | 0 | |
| 108IB4 | | 50 | 1 | 51 | 100% | 0 | 0 | 0 | 1163 | 10 | 1173 | 37 | 41 | -4 | -0.34% | 1,150 | 23 | 45% | 0 | 0 | 61% | 24% | 2% | 10% | 8 | 0 | |
| 108TA1 | | 56 | 0 | 56 | 0% | 1 | 0 | 1 | 1901 | 0 | 1901 | 87 | 46 | 41 | 2.20% | 1,890 | 34 | 5% | 0 | 0 | 77% | 32% | 0% | 5% | 8 | 0 | |
| 108TA2 | | 52 | 0 | 52 | 0% | 0 | 0 | 0 | 1473 | 0 | 1473 | 59 | 18 | 41 | 2.86% | 1,438 | 28 | 25% | 0 | 0 | 75% | 40% | 0% | 13% | 9 | 3 | |
| 108TA3 | | 54 | 0 | 54 | 0% | 0 | 0 | 0 | 1416 | 0 | 1416 | 51 | 35 | 16 | 1.14% | 1,403 | 26 | 28% | 0 | 0 | 54% | 26% | 0% | 11% | 0 | 0 | |
| 108TB | | 84 | 0 | 84 | 0% | 0 | 0 | 0 | 2341 | 0 | 2341 | 54 | 53 | 1 | 0.04% | 2,347 | 28 | 30% | 0 | 0 | 80% | 37% | 1% | 8% | 14 | 0 | |
| 108 A | | 92 | 3 | 95 | 100% | 0 | 0 | 0 | 3272 | 95 | 3367 | 85 | 121 | -36 | -1.06% | 3,297 | 36 | 12% | 0 | 0 | 73% | 24% | 1% | 19% | 14 | 7 | |
| 108AB | | 95 | 1 | 96 | 100% | 0 | 2 | -2 | 2680 | 28 | 2708 | 109 | 90 | 19 | 0.71% | 2,752 | 28 | 28% | 30 | 0 | 85% | 31% | 0% | 4% | 19 | 7 | |
| 108 L | | 126 | 5 | 131 | 100% | 0 | 1 | -1 | 3302 | 41 | 3343 | 93 | 101 | -8 | -0.24% | 3,243 | 26 | 36% | 30 | 17 | 96% | 34% | 1% | 10% | 26 | 9 | |
| 108 LA | | 92 | 0 | 92 | 0% | 0 | 0 | 0 | 2973 | 0 | 2973 | 80 | 91 | -11 | -0.37% | 3,012 | 32 | 18% | 0 | 0 | 63% | 26% | 0% | 18% | 15 | 7 | |
| 108 YA | 134 | 6 | 140 | 100% | 0 | 2 | -2 | 3327 | 95 | 3422 | 136 | 148 | -12 | -0.35% | 3,485 | 25 | 38% | 39 | 19 | 56% | 29% | 1% | 13% | 29 | 11 | | |




District Health Assessment for Multiple District 108 through November 2025

| <div></div> <div>Status/ District Name</div> <div>Number of Months in Status *</div> | | Clubs | | | | | | | Membership | | | | | | | Member Strength | | Cancellation | | Reports | | | Finance | Leadership | | | |
|--|--|-----------------|------------------------------|----------------|--|--------------|--------------------|-------------------------------------|--|---|--------------------------------------|------------|-------------|--|---|-------------------------------------|--|--|-------------------------------------|---|---------------------------------------|-------------------------------|---|---|--|--|---|
| | | Active Clubs | Clubs in Status Quo | Total Clubs | % Status Quo Clubs in Financial Suspension | New Clubs | Cancelled Clubs | YTD Net Club Gain/ Loss | Current Members In Active Clubs | Current Members In Status Quo Clubs | Current Total Members Count | YTD Add | YTD Drop | YTD NetGrowth (includes Active and Status Quo) | YTD NetGrowth% (includes Active and Status Quo) | Member Count 12 Months Ago | Average Member Count Per Club | % of Clubs with less than 20 members | Average Cancelled Club Age | Members Lost Due to Cancelled Clubs | % of Clubs Reporting Service | % No MMR in 3 Months | % No Officer Report in 12 months | % of Clubs with balance 90+ days | Number of Zone Chairs Recorded | Number of Region Chairs Recorded | District Officers Vacancies ** |
| 108 YB | | 121 | 2 | 123 | 100% | 3 | 1 | 2 | 3994 | 67 | 4061 | 290 | 156 | 134 | 3.41% | 3,923 | 33 | 20% | 40 | 0 | 94% | 18% | 0% | 16% | 28 | 10 | |
| | | 1394 | 21 | 1415 | 100% | 8 | 7 | 1 | 39414 | 403 | 39817 | 1532 | 1252 | 280 | 0.71% | 39,410 | 29 | 29% | 34 | 36 | 75% | 31% | 1% | 10% | 230 | 67 | |




District Health Assessment for Multiple District 109 through November 2025

|  Status/ District Name Number of Months in Status * | | Clubs | | | | | | | Membership | | | | | | | Member Strength | | Cancellation | | Reports | | | Finance | | Leadership | | |
|--|-------|-----------------|------------------------------|----------------|---|--------------|--------------------|-------------------------------------|--|---|--------------------------------------|------------|-------------|--|---|-------------------------------------|--|--|-------------------------------------|---|---------------------------------------|-------------------------------|---|---|--|--|---|
| | | Active Clubs | Clubs in Status Quo | Total Clubs | % Status Quo in Financial Suspension | New Clubs | Cancelled Clubs | YTD Net Club Gain/ Loss | Current Members In Active Clubs | Current Members In Status Quo Clubs | Current Total Members Count | YTD Add | YTD Drop | YTD NetGrowth (includes Active and Status Quo) | YTD NetGrowth% (includes Active and Status Quo) | Member Count 12 Months Ago | Average Member Count Per Club | % of Clubs with less than 20 members | Average Cancelled Club Age | Members Lost Due to Cancelled Clubs | % of Clubs Reporting Service | % No MMR in 3 Months | % No Officer Report in 12 months | % of Clubs with balance 90+ days | Number of Zone Chairs Recorded | Number of Region Chairs Recorded | District Officers Vacancies ** |
| 109 A | T(24) | 44 | 0 | 44 | 0% | 0 | 0 | 0 | 1050 | 0 | 1050 | 15 | 22 | -7 | -0.66% | 1,060 | 24 | 45% | 0 | 0 | 36% | 43% | 0% | 0% | 7 | 0 | GST |
| 109 B | T(24) | 28 | 0 | 28 | 0% | 0 | 1 | -1 | 633 | 0 | 633 | 11 | 9 | 2 | 0.32% | 654 | 23 | 32% | 31 | 1 | 50% | 43% | 4% | 4% | 0 | 0 | 2nd VDG, GLT |
| | | 72 | 0 | 72 | 0% | 0 | 1 | -1 | 1683 | 0 | 1683 | 26 | 31 | -5 | -0.30% | 1,714 | 23 | 40% | 31 | 1 | 42% | 43% | 1% | 1% | 7 | 0 | |



District Health Assessment for Multiple District 110 through November 2025

|  | | Clubs | | | | | | | Membership | | | | | | | Member Strength | | Cancellation | | Reports | | | Finance | Leadership | | | |
|--|---|--------------|---------------------|-------------|--|-----------|-----------------|------------------------|---------------------------------|-------------------------------------|-----------------------------|---------|----------|--|---|----------------------------|-------------------------------|--------------------------------------|----------------------------|-------------------------------------|------------------------------|----------------------|----------------------------------|----------------------------------|--------------------------------|----------------------------------|--------------------------------|
| District Name | Status/ Number of Months in Status * | Active Clubs | Clubs in Status Quo | Total Clubs | % Status Quo Clubs in Financial Suspension | New Clubs | Cancelled Clubs | YTD Net Club Gain/Loss | Current Members In Active Clubs | Current Members In Status Quo Clubs | Current Total Members Count | YTD Add | YTD Drop | YTD NetGrowth (includes Active and Status Quo) | YTD NetGrowth% (includes Active and Status Quo) | Member Count 12 Months Ago | Average Member Count Per Club | % of Clubs with less than 20 members | Average Cancelled Club Age | Members Lost Due to Cancelled Clubs | % of Clubs Reporting Service | % No MMR in 3 Months | % No Officer Report in 12 months | % of Clubs with balance 90+ days | Number of Zone Chairs Recorded | Number of Region Chairs Recorded | District Officers Vacancies ** |
| 110AN | T(24) | 58 | 0 | 58 | 0% | 0 | 0 | 0 | 1179 | 0 | 1179 | 26 | 36 | -10 | -0.84% | 1,209 | 20 | 53% | 0 | 0 | 9% | 2% | 2% | 16% | 6 | 0 | |
| 110AZ | | 71 | 0 | 71 | 0% | 0 | 0 | 0 | 1773 | 0 | 1773 | 24 | 19 | 5 | 0.28% | 1,799 | 25 | 30% | 0 | 0 | 14% | 0% | 0% | 15% | 0 | 0 | GLT,GST |
| 110BN | | 69 | 0 | 69 | 0% | 0 | 0 | 0 | 1525 | 0 | 1525 | 35 | 35 | 0 | 0.00% | 1,583 | 22 | 36% | 0 | 0 | 6% | 0% | 1% | 13% | 0 | 0 | |
| 110BZ | | 69 | 0 | 69 | 0% | 0 | 2 | -2 | 1675 | 0 | 1675 | 33 | 36 | -3 | -0.18% | 1,733 | 24 | 28% | 35 | 3 | 12% | 0% | 0% | 14% | 0 | 0 | GLT,GMT,GST |
| 110CO | | 78 | 0 | 78 | 0% | 0 | 1 | -1 | 1737 | 0 | 1737 | 41 | 40 | 1 | 0.06% | 1,761 | 22 | 42% | 25 | 1 | 8% | 0% | 0% | 13% | 0 | 0 | GLT,GMT,GST |
| 110CW | | 69 | 0 | 69 | 0% | 0 | 0 | 0 | 1547 | 0 | 1547 | 58 | 48 | 10 | 0.65% | 1,586 | 22 | 35% | 0 | 0 | 4% | 0% | 0% | 13% | 0 | 0 | GST |
| | | 414 | 0 | 414 | 0% | 0 | 3 | -3 | 9436 | 0 | 9436 | 217 | 214 | 3 | 0.03% | 9,671 | 23 | 37% | 32 | 4 | 9% | 0% | 0% | 14% | 6 | 0 | |



District Health Assessment for Multiple District 111 through November 2025

| District Name | Status/ Number of Months in Status * | Clubs | | | | | | | Membership | | | | | | | Member Strength | | Cancellation | | Reports | | | Finance | | Leadership | | |
|---------------|--|--------------|---------------------|-------------|--|-----------|-----------------|------------------------|---------------------------------|-------------------------------------|-----------------------------|---------|----------|--|---|----------------------------|-------------------------------|--------------------------------------|----------------------------|-------------------------------------|------------------------------|----------------------|----------------------------------|----------------------------------|--------------------------------|----------------------------------|--------------------------------|
| | | Active Clubs | Clubs in Status Quo | Total Clubs | % Status Quo Clubs in Financial Suspension | New Clubs | Cancelled Clubs | YTD Net Club Gain/Loss | Current Members In Active Clubs | Current Members In Status Quo Clubs | Current Total Members Count | YTD Add | YTD Drop | YTD NetGrowth (includes Active and Status Quo) | YTD NetGrowth% (includes Active and Status Quo) | Member Count 12 Months Ago | Average Member Count Per Club | % of Clubs with less than 20 members | Average Cancelled Club Age | Members Lost Due to Cancelled Clubs | % of Clubs Reporting Service | % No MMR in 3 Months | % No Officer Report in 12 months | % of Clubs with balance 90+ days | Number of Zone Chairs Recorded | Number of Region Chairs Recorded | District Officers Vacancies ** |
| 111BN | | 67 | 0 | 67 | 0% | 0 | 0 | 0 | 2359 | 0 | 2359 | 38 | 46 | -8 | -0.34% | 2,380 | 35 | 6% | 0 | 0 | 0% | 21% | 0% | 6% | 0 | 0 | |
| 111BO | | 42 | 0 | 42 | 0% | 0 | 0 | 0 | 1670 | 0 | 1670 | 35 | 22 | 13 | 0.78% | 1,675 | 40 | 2% | 0 | 0 | 0% | 26% | 0% | 0% | 0 | 0 | |
| 111MN | | 134 | 0 | 134 | 0% | 0 | 0 | 0 | 4227 | 0 | 4227 | 61 | 55 | 6 | 0.14% | 4,211 | 32 | 10% | 0 | 0 | 0% | 35% | 0% | 5% | 0 | 0 | |
| 111MS | | 116 | 0 | 116 | 0% | 0 | 0 | 0 | 4041 | 0 | 4041 | 80 | 62 | 18 | 0.45% | 4,031 | 35 | 6% | 0 | 0 | 0% | 23% | 0% | 8% | 0 | 0 | |
| 111NB | | 62 | 0 | 62 | 0% | 0 | 0 | 0 | 2026 | 0 | 2026 | 43 | 24 | 19 | 0.95% | 1,977 | 33 | 6% | 0 | 0 | 0% | 27% | 0% | 8% | 0 | 0 | |
| 111NW | | 77 | 0 | 77 | 0% | 0 | 0 | 0 | 2501 | 0 | 2501 | 46 | 33 | 13 | 0.52% | 2,483 | 32 | 6% | 0 | 0 | 0% | 26% | 0% | 6% | 0 | 0 | |
| 111 N | | 106 | 0 | 106 | 0% | 0 | 1 | -1 | 3385 | 0 | 3385 | 53 | 49 | 4 | 0.12% | 3,439 | 32 | 11% | 50 | 0 | 0% | 33% | 0% | 6% | 0 | 0 | |
| 111RN | | 69 | 0 | 69 | 0% | 0 | 1 | -1 | 2323 | 0 | 2323 | 72 | 46 | 26 | 1.13% | 2,344 | 34 | 12% | 23 | 0 | 0% | 28% | 0% | 6% | 0 | 0 | |
| 111RS | | 84 | 0 | 84 | 0% | 0 | 0 | 0 | 2562 | 0 | 2562 | 39 | 45 | -6 | -0.23% | 2,498 | 31 | 11% | 0 | 0 | 0% | 27% | 0% | 6% | 0 | 0 | GLT,GMT,GST |
| 111WL | | 107 | 0 | 107 | 0% | 0 | 0 | 0 | 3798 | 0 | 3798 | 69 | 46 | 23 | 0.61% | 3,763 | 35 | 6% | 0 | 0 | 0% | 28% | 0% | 4% | 0 | 0 | |
| 111WR | | 89 | 0 | 89 | 0% | 0 | 0 | 0 | 3235 | 0 | 3235 | 39 | 55 | -16 | -0.49% | 3,239 | 36 | 4% | 0 | 0 | 0% | 30% | 0% | 3% | 0 | 0 | |
| 111BS | | 108 | 0 | 108 | 0% | 1 | 0 | 1 | 3585 | 0 | 3585 | 108 | 47 | 61 | 1.73% | 3,568 | 33 | 9% | 0 | 0 | 0% | 25% | 0% | 2% | 0 | 0 | GMT |
| 111NH | | 94 | 0 | 94 | 0% | 0 | 0 | 0 | 3092 | 0 | 3092 | 56 | 45 | 11 | 0.36% | 3,068 | 33 | 10% | 0 | 0 | 0% | 21% | 0% | 10% | 0 | 0 | |
| 111SW | | 47 | 0 | 47 | 0% | 1 | 0 | 1 | 1669 | 0 | 1669 | 56 | 18 | 38 | 2.33% | 1,572 | 36 | 0% | 0 | 0 | 0% | 19% | 0% | 4% | 0 | 0 | |
| 111SM | | 96 | 0 | 96 | 0% | 0 | 0 | 0 | 3544 | 0 | 3544 | 57 | 47 | 10 | 0.28% | 3,534 | 37 | 10% | 0 | 0 | 0% | 35% | 0% | 4% | 0 | 0 | |
| 111SN | | 62 | 0 | 62 | 0% | 0 | 0 | 0 | 2034 | 0 | 2034 | 44 | 47 | -3 | -0.15% | 2,015 | 33 | 13% | 0 | 0 | 0% | 21% | 0% | 5% | 0 | 0 | |




District Health Assessment for Multiple District 111 through November 2025

| District Name | Status/ Number of Months in Status * | Clubs | | | | | | | Membership | | | | | | | Member Strength | | Cancellation | | Reports | | | Finance | | Leadership | | |
|---------------|---|--------------|---------------------|-------------|--|-----------|-----------------|------------------------|---------------------------------|-------------------------------------|-----------------------------|---------|----------|--|---|----------------------------|-------------------------------|--------------------------------------|----------------------------|-------------------------------------|------------------------------|----------------------|----------------------------------|----------------------------------|--------------------------------|----------------------------------|--------------------------------|
| | | Active Clubs | Clubs in Status Quo | Total Clubs | % Status Quo Clubs in Financial Suspension | New Clubs | Cancelled Clubs | YTD Net Club Gain/Loss | Current Members In Active Clubs | Current Members In Status Quo Clubs | Current Total Members Count | YTD Add | YTD Drop | YTD NetGrowth (includes Active and Status Quo) | YTD NetGrowth% (includes Active and Status Quo) | Member Count 12 Months Ago | Average Member Count Per Club | % of Clubs with less than 20 members | Average Cancelled Club Age | Members Lost Due to Cancelled Clubs | % of Clubs Reporting Service | % No MMR in 3 Months | % No Officer Report in 12 months | % of Clubs with balance 90+ days | Number of Zone Chairs Recorded | Number of Region Chairs Recorded | District Officers Vacancies ** |
| 111ON | | 78 | 0 | 78 | 0% | 0 | 1 | -1 | 1916 | 0 | 1916 | 40 | 48 | -8 | -0.42% | 1,967 | 25 | 28% | 26 | 0 | 0% | 27% | 0% | 3% | 0 | 0 | |
| 111OS | | 72 | 0 | 72 | 0% | 0 | 0 | 0 | 1638 | 0 | 1638 | 19 | 25 | -6 | -0.36% | 1,628 | 23 | 29% | 0 | 0 | 0% | 51% | 0% | 7% | 0 | 0 | GLT,GMT,GST |
| 111OM | | 68 | 0 | 68 | 0% | 0 | 0 | 0 | 1871 | 0 | 1871 | 22 | 22 | 0 | 0.00% | 1,866 | 28 | 10% | 0 | 0 | 0% | 41% | 1% | 4% | 0 | 0 | |
| | | 1578 | 0 | 1578 | 0% | 2 | 3 | -1 | 51476 | 0 | 51476 | 977 | 782 | 195 | 0.38% | 51,258 | 33 | 10% | 33 | 0 | 0% | 29% | 0% | 5% | 0 | 0 | |




District Health Assessment for Multiple District 112 through November 2025

|  | | Clubs | | | | | | | Membership | | | | | | | Member Strength | | Cancellation | | Reports | | | Finance | Leadership | | | |
|--|---|--------------|---------------------|-------------|--|-----------|-----------------|------------------------|---------------------------------|-------------------------------------|-----------------------------|---------|----------|--|---|----------------------------|-------------------------------|--------------------------------------|----------------------------|-------------------------------------|------------------------------|----------------------|----------------------------------|----------------------------------|--------------------------------|----------------------------------|--------------------------------|
| District Name | Status/ Number of Months in Status * | Active Clubs | Clubs in Status Quo | Total Clubs | % Status Quo Clubs in Financial Suspension | New Clubs | Cancelled Clubs | YTD Net Club Gain/Loss | Current Members In Active Clubs | Current Members In Status Quo Clubs | Current Total Members Count | YTD Add | YTD Drop | YTD NetGrowth (includes Active and Status Quo) | YTD NetGrowth% (includes Active and Status Quo) | Member Count 12 Months Ago | Average Member Count Per Club | % of Clubs with less than 20 members | Average Cancelled Club Age | Members Lost Due to Cancelled Clubs | % of Clubs Reporting Service | % No MMR in 3 Months | % No Officer Report in 12 months | % of Clubs with balance 90+ days | Number of Zone Chairs Recorded | Number of Region Chairs Recorded | District Officers Vacancies ** |
| 112 A | T(24) | 55 | 0 | 55 | 0% | 0 | 0 | 0 | 1983 | 0 | 1983 | 41 | 34 | 7 | 0.35% | 1,964 | 36 | 9% | 0 | 0 | 11% | 0% | 0% | 0% | 0 | 0 | |
| 112 B | | 62 | 0 | 62 | 0% | 0 | 1 | -1 | 1795 | 0 | 1795 | 30 | 53 | -23 | -1.27% | 1,824 | 29 | 23% | 29 | 0 | 21% | 0% | 0% | 0% | 0 | 0 | |
| 112 C | | 48 | 0 | 48 | 0% | 0 | 0 | 0 | 803 | 0 | 803 | 37 | 35 | 2 | 0.25% | 819 | 17 | 65% | 0 | 0 | 0% | 0% | 0% | 2% | 0 | 0 | GMT,GST |
| 112 D | | 92 | 0 | 92 | 0% | 0 | 0 | 0 | 2202 | 0 | 2202 | 41 | 46 | -5 | -0.23% | 2,152 | 24 | 39% | 0 | 0 | 4% | 0% | 0% | 0% | 0 | 0 | |
| | | 257 | 0 | 257 | 0% | 0 | 1 | -1 | 6783 | 0 | 6783 | 149 | 168 | -19 | -0.28% | 6,759 | 26 | 33% | 29 | 0 | 9% | 0% | 0% | 0% | 0 | 0 | |




District Health Assessment for Multiple District 114 through November 2025

|  | | Clubs | | | | | | | Membership | | | | | | | Member Strength | | Cancellation | | Reports | | | Finance | Leadership | | | |
|--|---|--------------|------------------------------|-------------|---|-----------|-----------------|------------------------|---------------------------------|-------------------------------------|-----------------------------|---------|----------|--|---|----------------------------|-------------------------------|--------------------------------------|----------------------------|-------------------------------------|------------------------------|----------------------|----------------------------------|----------------------------------|--------------------------------|----------------------------------|--------------------------------|
| District Name | Status/ Number of Months in Status * | Active Clubs | Clubs in Status Quo | Total Clubs | % Status Quo Clubs in Financial Suspension | New Clubs | Cancelled Clubs | YTD Net Club Gain/Loss | Current Members In Active Clubs | Current Members In Status Quo Clubs | Current Total Members Count | YTD Add | YTD Drop | YTD NetGrowth (includes Active and Status Quo) | YTD NetGrowth% (includes Active and Status Quo) | Member Count 12 Months Ago | Average Member Count Per Club | % of Clubs with less than 20 members | Average Cancelled Club Age | Members Lost Due to Cancelled Clubs | % of Clubs Reporting Service | % No MMR in 3 Months | % No Officer Report in 12 months | % of Clubs with balance 90+ days | Number of Zone Chairs Recorded | Number of Region Chairs Recorded | District Officers Vacancies ** |
| | | | | | | | | | | | | | | | | | | | | | | | | | | | |
| 114 W | | 89 | 0 | 89 | 0% | 0 | 0 | 0 | 3043 | 0 | 3043 | 70 | 52 | 18 | 0.60% | 3,003 | 34 | 11% | 0 | 0 | 25% | 0% | 1% | 0% | 12 | 0 | |
| 114 O | | 69 | 0 | 69 | 0% | 0 | 0 | 0 | 2138 | 0 | 2138 | 28 | 50 | -22 | -1.02% | 2,116 | 31 | 19% | 0 | 0 | 17% | 1% | 1% | 13% | 0 | 0 | |
| 114 M | | 93 | 0 | 93 | 0% | 0 | 0 | 0 | 3342 | 0 | 3342 | 51 | 59 | -8 | -0.24% | 3,330 | 36 | 2% | 0 | 0 | 48% | 0% | 0% | 27% | 0 | 0 | |
| | | 251 | 0 | 251 | 0% | 0 | 0 | 0 | 8523 | 0 | 8523 | 149 | 161 | -12 | -0.14% | 8,449 | 34 | 10% | 0 | 0 | 31% | 0% | 1% | 14% | 12 | 0 | |




District Health Assessment for Multiple District 115 through November 2025

|  Status/ District Name Number of Months in Status * | | Clubs | | | | | | | Membership | | | | | | | Member Strength | | Cancellation | | Reports | | | Finance | Leadership | | | |
|--|-------|-----------------|------------------------------|----------------|--|--------------|--------------------|-------------------------------------|--|---|--------------------------------------|------------|-------------|--|---|-------------------------------------|--|--|-------------------------------------|---|---------------------------------------|-------------------------------|---|---|--|--|---|
| | | Active Clubs | Clubs in Status Quo | Total Clubs | % Status Quo Clubs in Financial Suspension | New Clubs | Cancelled Clubs | YTD Net Club Gain/ Loss | Current Members In Active Clubs | Current Members In Status Quo Clubs | Current Total Members Count | YTD Add | YTD Drop | YTD NetGrowth (includes Active and Status Quo) | YTD NetGrowth% (includes Active and Status Quo) | Member Count 12 Months Ago | Average Member Count Per Club | % of Clubs with less than 20 members | Average Cancelled Club Age | Members Lost Due to Cancelled Clubs | % of Clubs Reporting Service | % No MMR in 3 Months | % No Officer Report in 12 months | % of Clubs with balance 90+ days | Number of Zone Chairs Recorded | Number of Region Chairs Recorded | District Officers Vacancies ** |
| 115CN | T(24) | 33 | 0 | 33 | 0% | 0 | 0 | 0 | 1164 | 0 | 1164 | 42 | 21 | 21 | 1.84% | 1,151 | 35 | 18% | 0 | 0 | 48% | 58% | 6% | 15% | 9 | 0 | |
| 115CS | T(24) | 47 | 1 | 48 | 100% | 0 | 0 | 0 | 1190 | 7 | 1197 | 28 | 31 | -3 | -0.25% | 1,186 | 25 | 42% | 0 | 0 | 58% | 50% | 4% | 23% | 13 | 1 | |
| | | 80 | 1 | 81 | 100% | 0 | 0 | 0 | 2354 | 7 | 2361 | 70 | 52 | 18 | 0.77% | 2,337 | 30 | 32% | 0 | 0 | 54% | 53% | 5% | 20% | 22 | 1 | |




District Health Assessment for Multiple District 116 through November 2025

|  | | Clubs | | | | | | | Membership | | | | | | | Member Strength | | Cancellation | | Reports | | | Finance | Leadership | | | |
|--|---|--------------|---------------------|-------------|---|-----------|-----------------|------------------------|---------------------------------|-------------------------------------|-----------------------------|---------|----------|--|---|----------------------------|-------------------------------|--------------------------------------|----------------------------|-------------------------------------|------------------------------|----------------------|----------------------------------|----------------------------------|--------------------------------|----------------------------------|--------------------------------|
| District Name | Status/ Number of Months in Status * | Active Clubs | Clubs in Status Quo | Total Clubs | % Status Quo Clubs in Financial Suspension | New Clubs | Cancelled Clubs | YTD Net Club Gain/Loss | Current Members In Active Clubs | Current Members In Status Quo Clubs | Current Total Members Count | YTD Add | YTD Drop | YTD NetGrowth (includes Active and Status Quo) | YTD NetGrowth% (includes Active and Status Quo) | Member Count 12 Months Ago | Average Member Count Per Club | % of Clubs with less than 20 members | Average Cancelled Club Age | Members Lost Due to Cancelled Clubs | % of Clubs Reporting Service | % No MMR in 3 Months | % No Officer Report in 12 months | % of Clubs with balance 90+ days | Number of Zone Chairs Recorded | Number of Region Chairs Recorded | District Officers Vacancies ** |
| 116 A | T(24) | 27 | 1 | 28 | 100% | 0 | 0 | 0 | 569 | 11 | 580 | 31 | 31 | 0 | 0.00% | 520 | 21 | 50% | 0 | 0 | 29% | 36% | 11% | 7% | 10 | 0 | |
| 116 B | T(24) | 28 | 4 | 32 | 100% | 0 | 0 | 0 | 796 | 80 | 876 | 37 | 42 | -5 | -0.57% | 886 | 28 | 50% | 0 | 0 | 19% | 41% | 9% | 22% | 8 | 0 | 1st VDG,2nd VDG |
| | | 55 | 5 | 60 | 100% | 0 | 0 | 0 | 1365 | 91 | 1456 | 68 | 73 | -5 | -0.34% | 1,406 | 26 | 50% | 0 | 0 | 23% | 38% | 10% | 15% | 18 | 0 | |




District Health Assessment for Multiple District 117 through November 2025

| <div></div> <div>Status/ Number of Months in Status *</div> | | Clubs | | | | | | | Membership | | | | | | | Member Strength | | Cancellation | | Reports | | | Finance | Leadership | | | |
|---|-------|-----------------|------------------------------|----------------|--|--------------|--------------------|-------------------------------------|--|---|--------------------------------------|------------|-------------|--|---|-------------------------------------|--|--|-------------------------------------|---|---------------------------------------|-------------------------------|---|---|--|--|---|
| | | Active Clubs | Clubs in Status Quo | Total Clubs | % Status Quo Clubs in Financial Suspension | New Clubs | Cancelled Clubs | YTD Net Club Gain/ Loss | Current Members In Active Clubs | Current Members In Status Quo Clubs | Current Total Members Count | YTD Add | YTD Drop | YTD NetGrowth (includes Active and Status Quo) | YTD NetGrowth% (includes Active and Status Quo) | Member Count 12 Months Ago | Average Member Count Per Club | % of Clubs with less than 20 members | Average Cancelled Club Age | Members Lost Due to Cancelled Clubs | % of Clubs Reporting Service | % No MMR in 3 Months | % No Officer Report in 12 months | % of Clubs with balance 90+ days | Number of Zone Chairs Recorded | Number of Region Chairs Recorded | District Officers Vacancies ** |
| 117 A | T(24) | 31 | 12 | 43 | 100% | 0 | 0 | 0 | 737 | 233 | 970 | 39 | 70 | -31 | -3.10% | 890 | 24 | 42% | 0 | 0 | 26% | 44% | 0% | 35% | 9 | 4 | |
| 117 B | T(24) | 48 | 0 | 48 | 0% | 0 | 0 | 0 | 1119 | 0 | 1119 | 57 | 38 | 19 | 1.73% | 1,050 | 23 | 42% | 0 | 0 | 50% | 42% | 2% | 4% | 11 | 4 | |
| | | 79 | 12 | 91 | 100% | 0 | 0 | 0 | 1856 | 233 | 2089 | 96 | 108 | -12 | -0.57% | 1,940 | 26 | 42% | 0 | 0 | 38% | 43% | 1% | 19% | 20 | 8 | |




District Health Assessment for Multiple District 118 through November 2025

|  | | Clubs | | | | | | | Membership | | | | | | | Member Strength | | Cancellation | | Reports | | | Finance | Leadership | | | |
|--|---|--------------|---------------------|-------------|--|-----------|-----------------|------------------------|---------------------------------|-------------------------------------|-----------------------------|---------|----------|--|---|----------------------------|-------------------------------|--------------------------------------|----------------------------|-------------------------------------|------------------------------|----------------------|----------------------------------|----------------------------------|--------------------------------|----------------------------------|--------------------------------|
| District Name | Status/ Number of Months in Status * | Active Clubs | Clubs in Status Quo | Total Clubs | % Status Quo Clubs in Financial Suspension | New Clubs | Cancelled Clubs | YTD Net Club Gain/Loss | Current Members In Active Clubs | Current Members In Status Quo Clubs | Current Total Members Count | YTD Add | YTD Drop | YTD NetGrowth (includes Active and Status Quo) | YTD NetGrowth% (includes Active and Status Quo) | Member Count 12 Months Ago | Average Member Count Per Club | % of Clubs with less than 20 members | Average Cancelled Club Age | Members Lost Due to Cancelled Clubs | % of Clubs Reporting Service | % No MMR in 3 Months | % No Officer Report in 12 months | % of Clubs with balance 90+ days | Number of Zone Chairs Recorded | Number of Region Chairs Recorded | District Officers Vacancies ** |
| 118 T | T(24) | 28 | 0 | 28 | 0% | 0 | 0 | 0 | 567 | 0 | 567 | 18 | 12 | 6 | 1.07% | 537 | 20 | 46% | 0 | 0 | 100% | 54% | 4% | 11% | 6 | 0 | |
| 118 U | T(24) | 46 | 5 | 51 | 100% | 1 | 3 | -2 | 1013 | 260 | 1273 | 91 | 49 | 42 | 3.41% | 1,069 | 22 | 51% | 6 | 13 | 65% | 35% | 6% | 18% | 10 | 0 | |
| 118 R | | 64 | 7 | 71 | 100% | 2 | 1 | 1 | 1265 | 80 | 1345 | 167 | 71 | 96 | 7.69% | 1,290 | 20 | 66% | 32 | 0 | 72% | 56% | 6% | 34% | 17 | 5 | |
| 118 K | T(24) | 23 | 0 | 23 | 0% | 1 | 0 | 1 | 569 | 0 | 569 | 47 | 8 | 39 | 7.36% | 526 | 25 | 22% | 0 | 0 | 70% | 57% | 0% | 0% | 6 | 0 | |
| 118 E | T(24) | 41 | 0 | 41 | 0% | 0 | 3 | -3 | 909 | 0 | 909 | 20 | 62 | -42 | -4.42% | 898 | 22 | 44% | 23 | 1 | 68% | 39% | 2% | 10% | 10 | 5 | |
| 118 Y | | 53 | 0 | 53 | 0% | 0 | 0 | 0 | 1251 | 0 | 1251 | 40 | 23 | 17 | 1.38% | 1,256 | 24 | 28% | 0 | 0 | 91% | 53% | 0% | 11% | 12 | 6 | |
| | | 255 | 12 | 267 | 100% | 4 | 7 | -3 | 5574 | 340 | 5914 | 383 | 225 | 158 | 2.74% | 5,576 | 23 | 46% | 17 | 14 | 76% | 49% | 3% | 17% | 61 | 16 | |




District Health Assessment for District 113 through November 2025

| <div></div> <div>Status/ Number of Months in Status *</div> | | Clubs | | | | | | | Membership | | | | | | | Member Strength | | Cancellation | | Reports | | | Finance | Leadership | | | |
|---|---|-----------------|------------------------------|----------------|---|--------------|--------------------|-------------------------------------|--|---|--------------------------------------|------------|-------------|--|---|-------------------------------------|--|--|-------------------------------------|---|---------------------------------------|-------------------------------|---|---|--|--|---|
| | | Active Clubs | Clubs in Status Quo | Total Clubs | % Status Quo in Financial Suspension | New Clubs | Cancelled Clubs | YTD Net Club Gain/ Loss | Current Members In Active Clubs | Current Members In Status Quo Clubs | Current Total Members Count | YTD Add | YTD Drop | YTD NetGrowth (includes Active and Status Quo) | YTD NetGrowth% (includes Active and Status Quo) | Member Count 12 Months Ago | Average Member Count Per Club | % of Clubs with less than 20 members | Average Cancelled Club Age | Members Lost Due to Cancelled Clubs | % of Clubs Reporting Service | % No MMR in 3 Months | % No Officer Report in 12 months | % of Clubs with balance 90+ days | Number of Zone Chairs Recorded | Number of Region Chairs Recorded | District Officers Vacancies ** |
| 113 | P | 23 | 0 | 23 | 0% | 0 | 0 | 0 | 864 | 0 | 864 | 13 | 17 | -4 | -0.46% | 860 | 38 | 4% | 0 | 0 | 39% | 39% | 0% | 17% | 4 | 0 | 2nd VDG |
| | | 23 | 0 | 23 | 0% | 0 | 0 | 0 | 864 | 0 | 864 | 13 | 17 | -4 | -0.46% | 860 | 38 | 4% | 0 | 0 | 39% | 39% | 0% | 17% | 4 | 0 | |




District Health Assessment for District 119 through November 2025

|  | | Clubs | | | | | | | Membership | | | | | | | Member Strength | | Cancellation | | Reports | | | Finance | Leadership | | | |
|--|---|--------------|---------------------|-------------|---|-----------|-----------------|------------------------|---------------------------------|-------------------------------------|-----------------------------|---------|----------|--|---|----------------------------|-------------------------------|--------------------------------------|----------------------------|-------------------------------------|------------------------------|----------------------|----------------------------------|----------------------------------|--------------------------------|----------------------------------|--------------------------------|
| District Name | Status/ Number of Months in Status * | Active Clubs | Clubs in Status Quo | Total Clubs | % Status Quo in Financial Suspension | New Clubs | Cancelled Clubs | YTD Net Club Gain/Loss | Current Members In Active Clubs | Current Members In Status Quo Clubs | Current Total Members Count | YTD Add | YTD Drop | YTD NetGrowth (includes Active and Status Quo) | YTD NetGrowth% (includes Active and Status Quo) | Member Count 12 Months Ago | Average Member Count Per Club | % of Clubs with less than 20 members | Average Cancelled Club Age | Members Lost Due to Cancelled Clubs | % of Clubs Reporting Service | % No MMR in 3 Months | % No Officer Report in 12 months | % of Clubs with balance 90+ days | Number of Zone Chairs Recorded | Number of Region Chairs Recorded | District Officers Vacancies ** |
| 119 | T(24) | 37 | 2 | 39 | 100% | 0 | 0 | 0 | 776 | 39 | 815 | 7 | 26 | -19 | -2.28% | 815 | 21 | 49% | 0 | 0 | 15% | 56% | 13% | 10% | 6 | 0 | |
| | | 37 | 2 | 39 | 100% | 0 | 0 | 0 | 776 | 39 | 815 | 7 | 26 | -19 | -2.28% | 815 | 22 | 49% | 0 | 0 | 15% | 56% | 13% | 10% | 6 | 0 | |




District Health Assessment for District 120 through November 2025

|  | | Clubs | | | | | | | Membership | | | | | | | Member Strength | | Cancellation | | Reports | | | Finance | Leadership | | | |
|--|--|--------------|---------------------|-------------|---|-----------|-----------------|------------------------|---------------------------------|-------------------------------------|-----------------------------|---------|----------|--|---|----------------------------|-------------------------------|--------------------------------------|----------------------------|-------------------------------------|------------------------------|----------------------|----------------------------------|----------------------------------|--------------------------------|----------------------------------|--------------------------------|
| District Name | Status/ Number of Months in Status * | Active Clubs | Clubs in Status Quo | Total Clubs | % Status Quo Clubs in Financial Suspension | New Clubs | Cancelled Clubs | YTD Net Club Gain/Loss | Current Members In Active Clubs | Current Members In Status Quo Clubs | Current Total Members Count | YTD Add | YTD Drop | YTD NetGrowth (includes Active and Status Quo) | YTD NetGrowth% (includes Active and Status Quo) | Member Count 12 Months Ago | Average Member Count Per Club | % of Clubs with less than 20 members | Average Cancelled Club Age | Members Lost Due to Cancelled Clubs | % of Clubs Reporting Service | % No MMR in 3 Months | % No Officer Report in 12 months | % of Clubs with balance 90+ days | Number of Zone Chairs Recorded | Number of Region Chairs Recorded | District Officers Vacancies ** |
| 120 | T(24) | 53 | 2 | 55 | 100% | 0 | 2 | -2 | 981 | 33 | 1014 | 23 | 25 | -2 | -0.20% | 1,059 | 19 | 53% | 32 | 0 | 13% | 42% | 0% | 9% | 0 | 0 | |
| | | 53 | 2 | 55 | 100% | 0 | 2 | -2 | 981 | 33 | 1014 | 23 | 25 | -2 | -0.20% | 1,059 | 19 | 53% | 32 | 0 | 13% | 42% | 0% | 9% | 0 | 0 | |




District Health Assessment for District 121 through November 2025

|  | | Clubs | | | | | | | Membership | | | | | | | Member Strength | | Cancellation | | Reports | | | Finance | Leadership | | | |
|--|---|--------------|------------------------------|-------------|---|-----------|-----------------|-------------------------------------|--|---|--------------------------------------|------------|-------------|--|---|-------------------------------------|--|--|-------------------------------------|---|---------------------------------------|-------------------------------|---|---|--|--|---|
| District Name | Status/ Number of Months in Status * | Active Clubs | Clubs in Status Quo | Total Clubs | % Status Quo in Financial Suspension | New Clubs | Cancelled Clubs | YTD Net Club Gain/ Loss | Current Members In Active Clubs | Current Members In Status Quo Clubs | Current Total Members Count | YTD Add | YTD Drop | YTD NetGrowth (includes Active and Status Quo) | YTD NetGrowth% (includes Active and Status Quo) | Member Count 12 Months Ago | Average Member Count Per Club | % of Clubs with less than 20 members | Average Cancelled Club Age | Members Lost Due to Cancelled Clubs | % of Clubs Reporting Service | % No MMR in 3 Months | % No Officer Report in 12 months | % of Clubs with balance 90+ days | Number of Zone Chairs Recorded | Number of Region Chairs Recorded | District Officers Vacancies ** |
| 121 | T(24) | 47 | 0 | 47 | 0% | 0 | 0 | 0 | 937 | 0 | 937 | 21 | 14 | 7 | 0.75% | 920 | 20 | 55% | 0 | 0 | 19% | 79% | 0% | 2% | 8 | 0 | |
| | | 47 | 0 | 47 | 0% | 0 | 0 | 0 | 937 | 0 | 937 | 21 | 14 | 7 | 0.75% | 920 | 20 | 55% | 0 | 0 | 19% | 79% | 0% | 2% | 8 | 0 | |




District Health Assessment for District 122 through November 2025

|  | | Clubs | | | | | | | Membership | | | | | | | Member Strength | | Cancellation | | Reports | | | Finance | Leadership | | | |
|--|---|--------------|------------------------------|-------------|---|-----------|-----------------|-------------------------------------|--|--|--------------------------------------|------------|-------------|--|---|-------------------------------------|--|--|-------------------------------------|---|---------------------------------------|-------------------------------|---|---|--|--|---|
| District Name | Status/ Number of Months in Status * | Active Clubs | Clubs in Status Quo | Total Clubs | % Status Quo in Financial Suspension | New Clubs | Cancelled Clubs | YTD Net Club Gain/ Loss | Current Members In Active Clubs | Current Members In Status Quo Clubs | Current Total Members Count | YTD Add | YTD Drop | YTD NetGrowth (includes Active and Status Quo) | YTD NetGrowth% (includes Active and Status Quo) | Member Count 12 Months Ago | Average Member Count Per Club | % of Clubs with less than 20 members | Average Cancelled Club Age | Members Lost Due to Cancelled Clubs | % of Clubs Reporting Service | % No MMR in 3 Months | % No Officer Report in 12 months | % of Clubs with balance 90+ days | Number of Zone Chairs Recorded | Number of Region Chairs Recorded | District Officers Vacancies ** |
| 122 | P | 31 | 3 | 34 | 100% | 0 | 0 | 0 | 573 | 46 | 619 | 3 | 9 | -6 | -0.96% | 643 | 18 | 56% | 0 | 0 | 6% | 71% | 9% | 9% | 0 | 0 | GLT |
| | | 31 | 3 | 34 | 100% | 0 | 0 | 0 | 573 | 46 | 619 | 3 | 9 | -6 | -0.96% | 643 | 20 | 56% | 0 | 0 | 6% | 71% | 9% | 9% | 0 | 0 | |




District Health Assessment for District 123 through November 2025

|  | | Clubs | | | | | | | Membership | | | | | | | Member Strength | | Cancellation | | Reports | | | Finance | Leadership | | | |
|--|---|--------------|---------------------|-------------|--------------------------------------|-----------|-----------------|------------------------|---------------------------------|-------------------------------------|-----------------------------|---------|----------|--|---|----------------------------|-------------------------------|--------------------------------------|----------------------------|-------------------------------------|------------------------------|----------------------|----------------------------------|----------------------------------|--------------------------------|----------------------------------|--------------------------------|
| District Name | Status/ Number of Months in Status * | Active Clubs | Clubs in Status Quo | Total Clubs | % Status Quo in Financial Suspension | New Clubs | Cancelled Clubs | YTD Net Club Gain/Loss | Current Members In Active Clubs | Current Members In Status Quo Clubs | Current Total Members Count | YTD Add | YTD Drop | YTD NetGrowth (includes Active and Status Quo) | YTD NetGrowth% (includes Active and Status Quo) | Member Count 12 Months Ago | Average Member Count Per Club | % of Clubs with less than 20 members | Average Cancelled Club Age | Members Lost Due to Cancelled Clubs | % of Clubs Reporting Service | % No MMR in 3 Months | % No Officer Report in 12 months | % of Clubs with balance 90+ days | Number of Zone Chairs Recorded | Number of Region Chairs Recorded | District Officers Vacancies ** |
| 123 | P | 0 | 18 | 18 | 0% | 0 | 0 | 0 | 0 | 170 | 170 | 0 | 0 | 0 | 0.00% | 170 | 0 | 94% | 0 | 0 | 0% | 100% | 100% | 83% | 3 | 0 | 1st VDG,2nd VDG |
| | | 0 | 18 | 18 | 0% | 0 | 0 | 0 | 0 | 170 | 170 | 0 | 0 | 0 | 0.00% | 170 | 0 | 94% | 0 | 0 | 0% | 100% | 100% | 83% | 3 | 0 | |




District Health Assessment for District 124 through November 2025

|  Status/ District Name | | Clubs | | | | | | | Membership | | | | | | | Member Strength | | Cancellation | | Reports | | | Finance | Leadership | | | |
|--|--|-----------------|------------------------------|----------------|--|--------------|--------------------|-------------------------------------|--|---|--------------------------------------|------------|-------------|--|---|-------------------------------------|--|--|-------------------------------------|---|---------------------------------------|-------------------------------|---|---|--|--|---|
| | | Active Clubs | Clubs in Status Quo | Total Clubs | % Status Quo Clubs in Financial Suspension | New Clubs | Cancelled Clubs | YTD Net Club Gain/ Loss | Current Members In Active Clubs | Current Members In Status Quo Clubs | Current Total Members Count | YTD Add | YTD Drop | YTD NetGrowth (includes Active and Status Quo) | YTD NetGrowth% (includes Active and Status Quo) | Member Count 12 Months Ago | Average Member Count Per Club | % of Clubs with less than 20 members | Average Cancelled Club Age | Members Lost Due to Cancelled Clubs | % of Clubs Reporting Service | % No MMR in 3 Months | % No Officer Report in 12 months | % of Clubs with balance 90+ days | Number of Zone Chairs Recorded | Number of Region Chairs Recorded | District Officers Vacancies ** |
| 124 | | 77 | 11 | 88 | 100% | 2 | 0 | 2 | 1694 | 124 | 1818 | 135 | 85 | 50 | 2.83% | 1,684 | 22 | 52% | 0 | 0 | 51% | 53% | 10% | 19% | 18 | 7 | |
| | | 77 | 11 | 88 | 100% | 2 | 0 | 2 | 1694 | 124 | 1818 | 135 | 85 | 50 | 2.83% | 1,684 | 24 | 52% | 0 | 0 | 51% | 53% | 10% | 19% | 18 | 7 | |




District Health Assessment for District 126 through November 2025

|  | | Clubs | | | | | | | Membership | | | | | | | Member Strength | | Cancellation | | Reports | | | Finance | Leadership | | | |
|--|---|--------------|---------------------|-------------|--------------------------------------|-----------|-----------------|------------------------|--------------------------|-------------------------------------|-----------------------------|---------|----------|--|---|----------------------------|-------------------------------|--------------------------------------|----------------------------|-------------------------------------|------------------------------|----------------------|----------------------------------|----------------------------------|--------------------------------|----------------------------------|--------------------------------|
| District Name | Status/ Number of Months in Status * | Active Clubs | Clubs in Status Quo | Total Clubs | % Status Quo in Financial Suspension | New Clubs | Cancelled Clubs | YTD Net Club Gain/Loss | Current Members In Clubs | Current Members In Status Quo Clubs | Current Total Members Count | YTD Add | YTD Drop | YTD NetGrowth (includes Active and Status Quo) | YTD NetGrowth% (includes Active and Status Quo) | Member Count 12 Months Ago | Average Member Count Per Club | % of Clubs with less than 20 members | Average Cancelled Club Age | Members Lost Due to Cancelled Clubs | % of Clubs Reporting Service | % No MMR in 3 Months | % No Officer Report in 12 months | % of Clubs with balance 90+ days | Number of Zone Chairs Recorded | Number of Region Chairs Recorded | District Officers Vacancies ** |
| 126 | T(24) | 56 | 0 | 56 | 0% | 0 | 1 | -1 | 1117 | 0 | 1117 | 22 | 27 | -5 | -0.45% | 1,160 | 20 | 43% | 25 | 0 | 50% | 54% | 0% | 7% | 14 | 4 | |
| | | 56 | 0 | 56 | 0% | 0 | 1 | -1 | 1117 | 0 | 1117 | 22 | 27 | -5 | -0.45% | 1,160 | 20 | 43% | 25 | 0 | 50% | 54% | 0% | 7% | 14 | 4 | |




District Health Assessment for District 128 through November 2025

|  | | Clubs | | | | | | | Membership | | | | | | | Member Strength | | Cancellation | | Reports | | | Finance | Leadership | | | |
|--|---|--------------|------------------------------|-------------|---|-----------|-----------------|-------------------------------------|--|---|--------------------------------------|------------|-------------|--|---|-------------------------------------|--|--|-------------------------------------|---|---------------------------------------|-------------------------------|---|---|--|--|---|
| District Name | Status/ Number of Months in Status * | Active Clubs | Clubs in Status Quo | Total Clubs | % Status Quo in Financial Suspension | New Clubs | Cancelled Clubs | YTD Net Club Gain/ Loss | Current Members In Active Clubs | Current Members In Status Quo Clubs | Current Total Members Count | YTD Add | YTD Drop | YTD NetGrowth (includes Active and Status Quo) | YTD NetGrowth% (includes Active and Status Quo) | Member Count 12 Months Ago | Average Member Count Per Club | % of Clubs with less than 20 members | Average Cancelled Club Age | Members Lost Due to Cancelled Clubs | % of Clubs Reporting Service | % No MMR in 3 Months | % No Officer Report in 12 months | % of Clubs with balance 90+ days | Number of Zone Chairs Recorded | Number of Region Chairs Recorded | District Officers Vacancies ** |
| 128 | P | 25 | 0 | 25 | 0% | 2 | 1 | 1 | 719 | 0 | 719 | 89 | 16 | 73 | 11.30% | 674 | 29 | 20% | 65 | 1 | 60% | 60% | 0% | 20% | 0 | 0 | GST |
| | | 25 | 0 | 25 | 0% | 2 | 1 | 1 | 719 | 0 | 719 | 89 | 16 | 73 | 11.30% | 674 | 29 | 20% | 65 | 1 | 60% | 60% | 0% | 20% | 0 | 0 | |




District Health Assessment for District 129 through November 2025

|  | | Clubs | | | | | | | Membership | | | | | | | Member Strength | | Cancellation | | Reports | | | Finance | Leadership | | | |
|--|---|--------------|---------------------|-------------|--|-----------|-----------------|------------------------|---------------------------------|-------------------------------------|-----------------------------|---------|----------|--|---|----------------------------|-------------------------------|--------------------------------------|----------------------------|-------------------------------------|------------------------------|----------------------|----------------------------------|----------------------------------|--------------------------------|----------------------------------|--------------------------------|
| District Name | Status/ Number of Months in Status * | Active Clubs | Clubs in Status Quo | Total Clubs | % Status Quo Clubs in Financial Suspension | New Clubs | Cancelled Clubs | YTD Net Club Gain/Loss | Current Members In Active Clubs | Current Members In Status Quo Clubs | Current Total Members Count | YTD Add | YTD Drop | YTD NetGrowth (includes Active and Status Quo) | YTD NetGrowth% (includes Active and Status Quo) | Member Count 12 Months Ago | Average Member Count Per Club | % of Clubs with less than 20 members | Average Cancelled Club Age | Members Lost Due to Cancelled Clubs | % of Clubs Reporting Service | % No MMR in 3 Months | % No Officer Report in 12 months | % of Clubs with balance 90+ days | Number of Zone Chairs Recorded | Number of Region Chairs Recorded | District Officers Vacancies ** |
| | | | | | | | | | | | | | | | | | | | | | | | | | | | |
| 129 | | 61 | 1 | 62 | 100% | 0 | 0 | 0 | 1557 | 5 | 1562 | 35 | 32 | 3 | 0.19% | 1,534 | 26 | 32% | 0 | 0 | 55% | 44% | 0% | 11% | 10 | 2 | |
| | | 61 | 1 | 62 | 100% | 0 | 0 | 0 | 1557 | 5 | 1562 | 35 | 32 | 3 | 0.19% | 1,534 | 26 | 32% | 0 | 0 | 55% | 44% | 0% | 11% | 10 | 2 | |




District Health Assessment for District 130 through November 2025

|  | | Clubs | | | | | | | Membership | | | | | | | Member Strength | | Cancellation | | Reports | | | Finance | Leadership | | | |
|--|--|--------------|---------------------|-------------|---|-----------|-----------------|------------------------|---------------------------------|-------------------------------------|-----------------------------|---------|----------|--|---|----------------------------|-------------------------------|--------------------------------------|----------------------------|-------------------------------------|------------------------------|----------------------|----------------------------------|----------------------------------|--------------------------------|----------------------------------|--------------------------------|
| District Name | Status/ Number of Months in Status * | Active Clubs | Clubs in Status Quo | Total Clubs | % Status Quo in Financial Suspension | New Clubs | Cancelled Clubs | YTD Net Club Gain/Loss | Current Members In Active Clubs | Current Members In Status Quo Clubs | Current Total Members Count | YTD Add | YTD Drop | YTD NetGrowth (includes Active and Status Quo) | YTD NetGrowth% (includes Active and Status Quo) | Member Count 12 Months Ago | Average Member Count Per Club | % of Clubs with less than 20 members | Average Cancelled Club Age | Members Lost Due to Cancelled Clubs | % of Clubs Reporting Service | % No MMR in 3 Months | % No Officer Report in 12 months | % of Clubs with balance 90+ days | Number of Zone Chairs Recorded | Number of Region Chairs Recorded | District Officers Vacancies ** |
| 130 | P | 41 | 0 | 41 | 0% | 2 | 0 | 2 | 747 | 0 | 747 | 86 | 30 | 56 | 8.10% | 718 | 18 | 56% | 0 | 0 | 66% | 44% | 2% | 0% | 8 | 2 | |
| | | 41 | 0 | 41 | 0% | 2 | 0 | 2 | 747 | 0 | 747 | 86 | 30 | 56 | 8.10% | 718 | 18 | 56% | 0 | 0 | 66% | 44% | 2% | 0% | 8 | 2 | |




District Health Assessment for District 131 through November 2025

|  | | Clubs | | | | | | | Membership | | | | | | | Member Strength | | Cancellation | | Reports | | | Finance | Leadership | | | |
|--|---|--------------|---------------------|-------------|--|-----------|-----------------|------------------------|---------------------------------|-------------------------------------|-----------------------------|---------|----------|--|---|----------------------------|-------------------------------|--------------------------------------|----------------------------|-------------------------------------|------------------------------|----------------------|----------------------------------|----------------------------------|--------------------------------|----------------------------------|--------------------------------|
| District Name | Status/ Number of Months in Status * | Active Clubs | Clubs in Status Quo | Total Clubs | % Status Quo Clubs in Financial Suspension | New Clubs | Cancelled Clubs | YTD Net Club Gain/Loss | Current Members In Active Clubs | Current Members In Status Quo Clubs | Current Total Members Count | YTD Add | YTD Drop | YTD NetGrowth (includes Active and Status Quo) | YTD NetGrowth% (includes Active and Status Quo) | Member Count 12 Months Ago | Average Member Count Per Club | % of Clubs with less than 20 members | Average Cancelled Club Age | Members Lost Due to Cancelled Clubs | % of Clubs Reporting Service | % No MMR in 3 Months | % No Officer Report in 12 months | % of Clubs with balance 90+ days | Number of Zone Chairs Recorded | Number of Region Chairs Recorded | District Officers Vacancies ** |
| 131 | P | 37 | 0 | 37 | 0% | 0 | 0 | 0 | 735 | 0 | 735 | 20 | 24 | -4 | -0.54% | 725 | 20 | 49% | 0 | 0 | 41% | 35% | 14% | 0% | 0 | 0 | |
| | | 37 | 0 | 37 | 0% | 0 | 0 | 0 | 735 | 0 | 735 | 20 | 24 | -4 | -0.54% | 725 | 20 | 49% | 0 | 0 | 41% | 35% | 14% | 0% | 0 | 0 | |




District Health Assessment for District 132 through November 2025

|  | | Clubs | | | | | | | Membership | | | | | | | Member Strength | | Cancellation | | Reports | | | Finance | Leadership | | | |
|--|---|--------------|---------------------|-------------|--------------------------------------|-----------|-----------------|------------------------|---------------------------------|-------------------------------------|-----------------------------|---------|----------|--|---|----------------------------|-------------------------------|--------------------------------------|----------------------------|-------------------------------------|------------------------------|----------------------|----------------------------------|----------------------------------|--------------------------------|----------------------------------|--------------------------------|
| District Name | Status/ Number of Months in Status * | Active Clubs | Clubs in Status Quo | Total Clubs | % Status Quo in Financial Suspension | New Clubs | Cancelled Clubs | YTD Net Club Gain/Loss | Current Members In Active Clubs | Current Members In Status Quo Clubs | Current Total Members Count | YTD Add | YTD Drop | YTD NetGrowth (includes Active and Status Quo) | YTD NetGrowth% (includes Active and Status Quo) | Member Count 12 Months Ago | Average Member Count Per Club | % of Clubs with less than 20 members | Average Cancelled Club Age | Members Lost Due to Cancelled Clubs | % of Clubs Reporting Service | % No MMR in 3 Months | % No Officer Report in 12 months | % of Clubs with balance 90+ days | Number of Zone Chairs Recorded | Number of Region Chairs Recorded | District Officers Vacancies ** |
| 132 | P | 24 | 5 | 29 | 100% | 0 | 0 | 0 | 390 | 72 | 462 | 8 | 8 | 0 | 0.00% | 439 | 16 | 72% | 0 | 0 | 41% | 69% | 0% | 21% | 6 | 3 | |
| | | 24 | 5 | 29 | 100% | 0 | 0 | 0 | 390 | 72 | 462 | 8 | 8 | 0 | 0.00% | 439 | 19 | 72% | 0 | 0 | 41% | 69% | 0% | 21% | 6 | 3 | |




District Health Assessment for District 133 through November 2025

|  | | Clubs | | | | | | | Membership | | | | | | | Member Strength | | Cancellation | | Reports | | | Finance | Leadership | | | |
|--|---|--------------|------------------------------|-------------|--|-----------|-----------------|-------------------------------------|--|---|--------------------------------------|------------|-------------|--|---|-------------------------------------|--|--|-------------------------------------|---|---------------------------------------|-------------------------------|---|---|--|--|---|
| District Name | Status/ Number of Months in Status * | Active Clubs | Clubs in Status Quo | Total Clubs | % Status Quo Clubs in Financial Suspension | New Clubs | Cancelled Clubs | YTD Net Club Gain/ Loss | Current Members In Active Clubs | Current Members In Status Quo Clubs | Current Total Members Count | YTD Add | YTD Drop | YTD NetGrowth (includes Active and Status Quo) | YTD NetGrowth% (includes Active and Status Quo) | Member Count 12 Months Ago | Average Member Count Per Club | % of Clubs with less than 20 members | Average Cancelled Club Age | Members Lost Due to Cancelled Clubs | % of Clubs Reporting Service | % No MMR in 3 Months | % No Officer Report in 12 months | % of Clubs with balance 90+ days | Number of Zone Chairs Recorded | Number of Region Chairs Recorded | District Officers Vacancies ** |
| 133 | | 75 | 5 | 80 | 100% | 0 | 0 | 0 | 1678 | 86 | 1764 | 55 | 69 | -14 | -0.79% | 1,793 | 22 | 54% | 0 | 0 | 20% | 51% | 3% | 11% | 12 | 0 | |
| | | 75 | 5 | 80 | 100% | 0 | 0 | 0 | 1678 | 86 | 1764 | 55 | 69 | -14 | -0.79% | 1,793 | 24 | 54% | 0 | 0 | 20% | 51% | 3% | 11% | 12 | 0 | |




District Health Assessment for District 134 through November 2025

|  | | Clubs | | | | | | | Membership | | | | | | | Member Strength | | Cancellation | | Reports | | | Finance | Leadership | | | |
|--|---|--------------|------------------------------|-------------|---|-----------|-----------------|-------------------------------------|--|---|--------------------------------------|------------|-------------|--|---|-------------------------------------|--|--|-------------------------------------|---|---------------------------------------|-------------------------------|---|---|--|--|---|
| District Name | Status/ Number of Months in Status * | Active Clubs | Clubs in Status Quo | Total Clubs | % Status Quo in Financial Suspension | New Clubs | Cancelled Clubs | YTD Net Club Gain/ Loss | Current Members In Active Clubs | Current Members In Status Quo Clubs | Current Total Members Count | YTD Add | YTD Drop | YTD NetGrowth (includes Active and Status Quo) | YTD NetGrowth% (includes Active and Status Quo) | Member Count 12 Months Ago | Average Member Count Per Club | % of Clubs with less than 20 members | Average Cancelled Club Age | Members Lost Due to Cancelled Clubs | % of Clubs Reporting Service | % No MMR in 3 Months | % No Officer Report in 12 months | % of Clubs with balance 90+ days | Number of Zone Chairs Recorded | Number of Region Chairs Recorded | District Officers Vacancies ** |
| 134 | P | 25 | 5 | 30 | 0% | 0 | 9 | -9 | 424 | 134 | 558 | 99 | 557 | -458 | -45.08% | 639 | 17 | 47% | 9 | 231 | 83% | 50% | 0% | 23% | 3 | 0 | |
| | | 25 | 5 | 30 | 0% | 0 | 9 | -9 | 424 | 134 | 558 | 99 | 557 | -458 | -45.08% | 639 | 22 | 47% | 9 | 231 | 83% | 50% | 0% | 23% | 3 | 0 | |



District Health Assessment for Provisional District 135 through November 2025

|  | | Clubs | | | | | | | Membership | | | | | | | Member Strength | | Cancellation | | Reports | | | Finance | | Leadership | | |
|--|--|--------------|---------------------|-------------|--|-----------|-----------------|------------------------|---------------------------------|-------------------------------------|-----------------------------|---------|----------|--|---|----------------------------|-------------------------------|--------------------------------------|----------------------------|-------------------------------------|------------------------------|----------------------|----------------------------------|----------------------------------|--------------------------------|----------------------------------|--------------------------------|
| District Name | Status/ Number of Months in Status * | Active Clubs | Clubs in Status Quo | Total Clubs | % Status Quo Clubs in Financial Suspension | New Clubs | Cancelled Clubs | YTD Net Club Gain/Loss | Current Members In Active Clubs | Current Members In Status Quo Clubs | Current Total Members Count | YTD | | YTD NetGrowth (includes Active and Status Quo) | YTD NetGrowth% (includes Active and Status Quo) | Member Count 12 Months Ago | Average Member Count Per Club | % of Clubs with less than 20 members | Average Cancelled Club Age | Members Lost Due to Cancelled Clubs | % of Clubs Reporting Service | % No MMR in 3 Months | % No Officer Report in 12 months | % of Clubs with balance 90+ days | Number of Zone Chairs Recorded | Number of Region Chairs Recorded | District Officers Vacancies ** |
| | | | | | | | | | | | | YTD Add | YTD Drop | | | | | | | | | | | | | | |
| Provisional #35 | | 19 | 3 | 22 | 100% | 1 | 0 | 1 | 463 | 56 | 519 | 47 | 11 | 36 | 7.45% | 480 | 24 | 23% | 0 | 0 | 68% | 59% | 0% | 27% | 5 | 1 | GLT |
| | | 19 | 3 | 22 | 100% | 1 | 0 | 1 | 463 | 56 | 519 | 47 | 11 | 36 | 7.45% | 480 | 27 | 23% | 0 | 0 | 68% | 59% | 0% | 27% | 5 | 1 | |



District Health Assessment for Ident 5787 - MALTA - UND through November 2025

| Status/ District Name of Months in Status * | | Clubs | | | | | | | Membership | | | | | | | Member Strength | | Cancellation | | Reports | | | Finance | Leadership | | | |
|--|--|-----------------|------------------------------|----------------|--|--------------|--------------------|-------------------------------------|--|---|--------------------------------------|------------|-------------|--|---|-------------------------------------|--|--|-------------------------------------|---|---------------------------------------|-------------------------------|---|---|--|--|---|
| | | Active Clubs | Clubs in Status Quo | Total Clubs | % Status Quo Clubs in Financial Suspension | New Clubs | Cancelled Clubs | YTD Net Club Gain/ Loss | Current Members In Active Clubs | Current Members In Status Quo Clubs | Current Total Members Count | YTD Add | YTD Drop | YTD NetGrowth (includes Active and Status Quo) | YTD NetGrowth% (includes Active and Status Quo) | Member Count 12 Months Ago | Average Member Count Per Club | % of Clubs with less than 20 members | Average Cancelled Club Age | Members Lost Due to Cancelled Clubs | % of Clubs Reporting Service | % No MMR in 3 Months | % No Officer Report in 12 months | % of Clubs with balance 90+ days | Number of Zone Chairs Recorded | Number of Region Chairs Recorded | District Officers Vacancies ** |
| Ident 5787 - MALTA | | 2 | 1 | 3 | 100% | 0 | 0 | 0 | 95 | 10 | 105 | 9 | 11 | -2 | -1.87% | 107 | 48 | 33% | 0 | 0 | 0% | 67% | 33% | 67% | 0 | 0 | |
| | | 2 | 1 | 3 | 100% | 0 | 0 | 0 | 95 | 10 | 105 | 9 | 11 | -2 | -1.87% | 107 | 53 | 33% | 0 | 0 | 0% | 67% | 33% | 67% | 0 | 0 | |



District Health Assessment for Ident 5795 - PRINCIPAT D'ANDORRA - UND through November 2025

| Status/ District Number Name of Months in Status * | | Clubs | | | | | | | Membership | | | | | | | Member Strength | | Cancellation | | Reports | | | Finance | | Leadership | | |
|---|--|--------------|---------------------|-------------|--|-----------|-----------------|------------------------|---------------------------------|-------------------------------------|-----------------------------|---------|----------|--|---|----------------------------|-------------------------------|--------------------------------------|----------------------------|-------------------------------------|------------------------------|----------------------|----------------------------------|----------------------------------|--------------------------------|----------------------------------|--------------------------------|
| | | Active Clubs | Clubs in Status Quo | Total Clubs | % Status Quo Clubs in Financial Suspension | New Clubs | Cancelled Clubs | YTD Net Club Gain/Loss | Current Members In Active Clubs | Current Members In Status Quo Clubs | Current Total Members Count | YTD Add | YTD Drop | YTD NetGrowth (includes Active and Status Quo) | YTD NetGrowth% (includes Active and Status Quo) | Member Count 12 Months Ago | Average Member Count Per Club | % of Clubs with less than 20 members | Average Cancelled Club Age | Members Lost Due to Cancelled Clubs | % of Clubs Reporting Service | % No MMR in 3 Months | % No Officer Report in 12 months | % of Clubs with balance 90+ days | Number of Zone Chairs Recorded | Number of Region Chairs Recorded | District Officers Vacancies ** |
| Ident 5795 - PRINCIPAT D'ANDORRA | | 1 | 0 | 1 | 0% | 0 | 0 | 0 | 31 | 0 | 31 | 0 | 0 | 0 | 0.00% | 31 | 31 | 0% | 0 | 0 | 0% | 100% | 0% | 0% | 0 | 0 | |
| | | 1 | 0 | 1 | 0% | 0 | 0 | 0 | 31 | 0 | 31 | 0 | 0 | 0 | 0.00% | 31 | 31 | 0% | 0 | 0 | 0% | 100% | 0% | 0% | 0 | 0 | |



District Health Assessment for Ident 5811 - BOSNIA & HERZEGOVINA - UND through November 2025

| Status/ District Name of Months in Status * | | Clubs | | | | | | | Membership | | | | | | | Member Strength | | Cancellation | | Reports | | | Finance | Leadership | | | |
|--|--|-----------------|------------------------------|----------------|---|--------------|--------------------|-------------------------------------|--|---|--------------------------------------|------------|-------------|--|---|-------------------------------------|--|--|-------------------------------------|---|---------------------------------------|-------------------------------|---|---|--|--|---|
| | | Active Clubs | Clubs in Status Quo | Total Clubs | % Status Quo in Financial Suspension | New Clubs | Cancelled Clubs | YTD Net Club Gain/ Loss | Current Members In Active Clubs | Current Members In Status Quo Clubs | Current Total Members Count | YTD Add | YTD Drop | YTD NetGrowth (includes Active and Status Quo) | YTD NetGrowth% (includes Active and Status Quo) | Member Count 12 Months Ago | Average Member Count Per Club | % of Clubs with less than 20 members | Average Cancelled Club Age | Members Lost Due to Cancelled Clubs | % of Clubs Reporting Service | % No MMR in 3 Months | % No Officer Report in 12 months | % of Clubs with balance 90+ days | Number of Zone Chairs Recorded | Number of Region Chairs Recorded | District Officers Vacancies ** |
| Ident 5811 - BOSNIA & HERZEGOVINA | | 3 | 1 | 4 | 100% | 0 | 0 | 0 | 39 | 26 | 65 | 1 | 1 | 0 | 0.00% | 71 | 13 | 75% | 0 | 0 | 25% | 50% | 0% | 50% | 0 | 0 | |
| | | 3 | 1 | 4 | 100% | 0 | 0 | 0 | 39 | 26 | 65 | 1 | 1 | 0 | 0.00% | 71 | 22 | 75% | 0 | 0 | 25% | 50% | 0% | 50% | 0 | 0 | |




District Health Assessment for Ident 5815 - REPUBLIC OF MONTENEGRO - UND through November 2025

| Status/ District Name of Months in Status * | | Clubs | | | | | | | Membership | | | | | | | Member Strength | | Cancellation | | Reports | | | Finance | | Leadership | | |
|--|--|-----------------|------------------------------|----------------|---|--------------|--------------------|-------------------------------------|--|---|--------------------------------------|------------|-------------|--|---|-------------------------------------|--|--|-------------------------------------|---|---------------------------------------|-------------------------------|---|---|--|--|---|
| | | Active Clubs | Clubs in Status Quo | Total Clubs | % Status Quo in Financial Suspension | New Clubs | Cancelled Clubs | YTD Net Club Gain/ Loss | Current Members In Active Clubs | Current Members In Status Quo Clubs | Current Total Members Count | YTD Add | YTD Drop | YTD NetGrowth (includes Active and Status Quo) | YTD NetGrowth% (includes Active and Status Quo) | Member Count 12 Months Ago | Average Member Count Per Club | % of Clubs with less than 20 members | Average Cancelled Club Age | Members Lost Due to Cancelled Clubs | % of Clubs Reporting Service | % No MMR in 3 Months | % No Officer Report in 12 months | % of Clubs with balance 90+ days | Number of Zone Chairs Recorded | Number of Region Chairs Recorded | District Officers Vacancies ** |
| Ident 5815 - REPUBLIC OF MONTENEGRO | | 2 | 0 | 2 | 0% | 0 | 0 | 0 | 42 | 0 | 42 | 2 | 1 | 1 | 2.44% | 44 | 21 | 0% | 0 | 0 | 0% | 50% | 0% | 0% | 0 | 0 | |
| | | 2 | 0 | 2 | 0% | 0 | 0 | 0 | 42 | 0 | 42 | 2 | 1 | 1 | 2.44% | 44 | 21 | 0% | 0 | 0 | 0% | 50% | 0% | 0% | 0 | 0 | |



District Health Assessment for Ident 5823 - REP OF TAJIKISTAN - UND through November 2025

| <div></div> <div>Status/ District Name of Months in Status *</div> | | Clubs | | | | | | | Membership | | | | | | | Member Strength | | Cancellation | | Reports | | | Finance | Leadership | | | |
|--|--|-----------------|------------------------------|----------------|--|--------------|--------------------|-------------------------------------|--|---|--------------------------------------|------------|-------------|--|---|-------------------------------------|--|--|-------------------------------------|---|---------------------------------------|-------------------------------|---|---|--|--|---|
| | | Active Clubs | Clubs in Status Quo | Total Clubs | % Status Quo Clubs in Financial Suspension | New Clubs | Cancelled Clubs | YTD Net Club Gain/ Loss | Current Members In Active Clubs | Current Members In Status Quo Clubs | Current Total Members Count | YTD Add | YTD Drop | YTD NetGrowth (includes Active and Status Quo) | YTD NetGrowth% (includes Active and Status Quo) | Member Count 12 Months Ago | Average Member Count Per Club | % of Clubs with less than 20 members | Average Cancelled Club Age | Members Lost Due to Cancelled Clubs | % of Clubs Reporting Service | % No MMR in 3 Months | % No Officer Report in 12 months | % of Clubs with balance 90+ days | Number of Zone Chairs Recorded | Number of Region Chairs Recorded | District Officers Vacancies ** |
| Ident 5823 - REP OF TAJIKISTAN | | 1 | 0 | 1 | 0% | 0 | 0 | 0 | 20 | 0 | 20 | 0 | 0 | 0 | 0.00% | 20 | 20 | 0% | 0 | 0 | 100% | 0% | 0% | 0% | 0 | 0 | |
| | | 1 | 0 | 1 | 0% | 0 | 0 | 0 | 20 | 0 | 20 | 0 | 0 | 0 | 0.00% | 20 | 20 | 0% | 0 | 0 | 100% | 0% | 0% | 0% | 0 | 0 | |




District Health Assessment for Ident 5827 - REP OF GEORGIA - UND through November 2025

| Status/ District Name of Months in Status * | | Clubs | | | | | | | Membership | | | | | | | Member Strength | | Cancellation | | Reports | | | Finance | | Leadership | | |
|--|--|-----------------|------------------------------|----------------|--|--------------|--------------------|-------------------------------------|--|---|--------------------------------------|------------|-------------|--|---|-------------------------------------|--|--|-------------------------------------|---|---------------------------------------|-------------------------------|---|---|--|--|---|
| | | Active Clubs | Clubs in Status Quo | Total Clubs | % Status Quo Clubs in Financial Suspension | New Clubs | Cancelled Clubs | YTD Net Club Gain/ Loss | Current Members In Active Clubs | Current Members In Status Quo Clubs | Current Total Members Count | YTD Add | YTD Drop | YTD NetGrowth (includes Active and Status Quo) | YTD NetGrowth% (includes Active and Status Quo) | Member Count 12 Months Ago | Average Member Count Per Club | % of Clubs with less than 20 members | Average Cancelled Club Age | Members Lost Due to Cancelled Clubs | % of Clubs Reporting Service | % No MMR in 3 Months | % No Officer Report in 12 months | % of Clubs with balance 90+ days | Number of Zone Chairs Recorded | Number of Region Chairs Recorded | District Officers Vacancies ** |
| Ident 5827 - REP OF GEORGIA | | 15 | 0 | 15 | 0% | 0 | 0 | 0 | 232 | 0 | 232 | 0 | 0 | 0 | 0.00% | 234 | 15 | 47% | 0 | 0 | 0% | 93% | 93% | 0% | 0 | 0 | |
| | | 15 | 0 | 15 | 0% | 0 | 0 | 0 | 232 | 0 | 232 | 0 | 0 | 0 | 0.00% | 234 | 15 | 47% | 0 | 0 | 0% | 93% | 93% | 0% | 0 | 0 | |



District Health Assessment for Ident 5835 - ALBANIA - UND through November 2025

|  Status/ District Name | | Clubs | | | | | | | Membership | | | | | | | Member Strength | | Cancellation | | Reports | | | Finance | Leadership | | |
|---|--|--------------|---------------------|-------------|--|-----------|-----------------|------------------------|---------------------------------|-------------------------------------|-----------------------------|---------|----------|--|---|----------------------------|-------------------------------|--------------------------------------|----------------------------|-------------------------------------|------------------------------|----------------------|----------------------------------|----------------------------------|--------------------------------|----------------------------------|
| | | Active Clubs | Clubs in Status Quo | Total Clubs | % Status Quo Clubs in Financial Suspension | New Clubs | Cancelled Clubs | YTD Net Club Gain/Loss | Current Members In Active Clubs | Current Members In Status Quo Clubs | Current Total Members Count | YTD Add | YTD Drop | YTD NetGrowth (includes Active and Status Quo) | YTD NetGrowth% (includes Active and Status Quo) | Member Count 12 Months Ago | Average Member Count Per Club | % of Clubs with less than 20 members | Average Cancelled Club Age | Members Lost Due to Cancelled Clubs | % of Clubs Reporting Service | % No MMR in 3 Months | % No Officer Report in 12 months | % of Clubs with balance 90+ days | Number of Zone Chairs Recorded | Number of Region Chairs Recorded |
| Ident 5835 - ALBANIA | | 2 | 0 | 2 | 0% | 0 | 0 | 37 | 0 | 37 | 0 | 0 | 0 | 0.00% | 36 | 19 | 100% | 0 | 0 | 0% | 100% | 50% | 0% | 0 | 0 | |
| | | 2 | 0 | 2 | 0% | 0 | 0 | 37 | 0 | 37 | 0 | 0 | 0 | 0.00% | 36 | 19 | 100% | 0 | 0 | 0% | 100% | 50% | 0% | 0 | 0 | |



District Health Assessment for Ident 5839 - BELARUS REP. - UND through November 2025

| Status/ District Name of Months in Status * | | Clubs | | | | | | | Membership | | | | | | | Member Strength | | Cancellation | | Reports | | | Finance | Leadership | | |
|--|--|-----------------|------------------------------|----------------|--|--------------|--------------------|-------------------------------------|--|---|--------------------------------------|------------|-------------|--|---|-------------------------------------|--|--|-------------------------------------|---|---------------------------------------|-------------------------------|---|---|--|--|
| | | Active Clubs | Clubs in Status Quo | Total Clubs | % Status Quo Clubs in Financial Suspension | New Clubs | Cancelled Clubs | YTD Net Club Gain/ Loss | Current Members In Active Clubs | Current Members In Status Quo Clubs | Current Total Members Count | YTD Add | YTD Drop | YTD NetGrowth (includes Active and Status Quo) | YTD NetGrowth% (includes Active and Status Quo) | Member Count 12 Months Ago | Average Member Count Per Club | % of Clubs with less than 20 members | Average Cancelled Club Age | Members Lost Due to Cancelled Clubs | % of Clubs Reporting Service | % No MMR in 3 Months | % No Officer Report in 12 months | % of Clubs with balance 90+ days | Number of Zone Chairs Recorded | Number of Region Chairs Recorded |
| Ident 5839 - BELARUS REP. | | 0 | 3 | 3 | 0% | 0 | 0 | 0 | 40 | 40 | 0 | 0 | 0 | 0.00% | 40 | 0 | 100% | 0 | 0 | 0% | 100% | 100% | 33% | 0 | 0 | |
| | | 0 | 3 | 3 | 0% | 0 | 0 | 0 | 40 | 40 | 0 | 0 | 0 | 0.00% | 40 | 0 | 100% | 0 | 0 | 0% | 100% | 100% | 33% | 0 | 0 | |



District Health Assessment for Ident 5851 - REP OF SAN MARINO - UND through November 2025

| Status/ District Name of Months in Status * | | Clubs | | | | | | | Membership | | | | | | | Member Strength | | Cancellation | | Reports | | | Finance | Leadership | | | |
|--|--|-----------------|------------------------------|----------------|---|--------------|--------------------|-------------------------------------|--|---|--------------------------------------|------------|-------------|--|---|-------------------------------------|--|--|-------------------------------------|---|---------------------------------------|-------------------------------|---|---|--|--|---|
| | | Active Clubs | Clubs in Status Quo | Total Clubs | % Status Quo in Financial Suspension | New Clubs | Cancelled Clubs | YTD Net Club Gain/ Loss | Current Members In Active Clubs | Current Members In Status Quo Clubs | Current Total Members Count | YTD Add | YTD Drop | YTD NetGrowth (includes Active and Status Quo) | YTD NetGrowth% (includes Active and Status Quo) | Member Count 12 Months Ago | Average Member Count Per Club | % of Clubs with less than 20 members | Average Cancelled Club Age | Members Lost Due to Cancelled Clubs | % of Clubs Reporting Service | % No MMR in 3 Months | % No Officer Report in 12 months | % of Clubs with balance 90+ days | Number of Zone Chairs Recorded | Number of Region Chairs Recorded | District Officers Vacancies ** |
| Ident 5851 - REP OF SAN MARINO | | 1 | 0 | 1 | 0% | 0 | 0 | 0 | 41 | 0 | 41 | 2 | 0 | 2 | 5.13% | 40 | 41 | 0% | 0 | 0 | 0% | 0% | 0% | 0% | 0 | 0 | |
| | | 1 | 0 | 1 | 0% | 0 | 0 | 0 | 41 | 0 | 41 | 2 | 0 | 2 | 5.13% | 40 | 41 | 0% | 0 | 0 | 0% | 0% | 0% | 0% | 0 | 0 | |



District Health Assessment for Ident 5863 - REP OF MOLDOVA - UND through November 2025

| Status/ District Name of Months in Status * | | Clubs | | | | | | | Membership | | | | | | | Member Strength | | Cancellation | | Reports | | | Finance | Leadership | | | |
|--|--|-----------------|------------------------------|----------------|---|--------------|--------------------|-------------------------------------|--|---|--------------------------------------|------------|-------------|--|---|-------------------------------------|--|--|-------------------------------------|---|---------------------------------------|-------------------------------|---|---|--|--|---|
| | | Active Clubs | Clubs in Status Quo | Total Clubs | % Status Quo in Financial Suspension | New Clubs | Cancelled Clubs | YTD Net Club Gain/ Loss | Current Members In Active Clubs | Current Members In Status Quo Clubs | Current Total Members Count | YTD Add | YTD Drop | YTD NetGrowth (includes Active and Status Quo) | YTD NetGrowth% (includes Active and Status Quo) | Member Count 12 Months Ago | Average Member Count Per Club | % of Clubs with less than 20 members | Average Cancelled Club Age | Members Lost Due to Cancelled Clubs | % of Clubs Reporting Service | % No MMR in 3 Months | % No Officer Report in 12 months | % of Clubs with balance 90+ days | Number of Zone Chairs Recorded | Number of Region Chairs Recorded | District Officers Vacancies ** |
| Ident 5863 - REP OF MOLDOVA | | 5 | 2 | 7 | 100% | 0 | 0 | 0 | 68 | 30 | 98 | 7 | 11 | -4 | -3.92% | 132 | 14 | 100% | 0 | 0 | 0% | 71% | 0% | 43% | 0 | 0 | |
| | | 5 | 2 | 7 | 100% | 0 | 0 | 0 | 68 | 30 | 98 | 7 | 11 | -4 | -3.92% | 132 | 20 | 100% | 0 | 0 | 0% | 71% | 0% | 43% | 0 | 0 | |



District Health Assessment for Ident 5867 - PRIN OF MONACO - UND through November 2025

| Status/ District Name of Months in Status * | | Clubs | | | | | | | Membership | | | | | | | Member Strength | | Cancellation | | Reports | | | Finance | Leadership | | | |
|--|--|-----------------|------------------------------|----------------|---|--------------|--------------------|-------------------------------------|--|---|--------------------------------------|------------|-------------|--|---|-------------------------------------|--|--|-------------------------------------|---|---------------------------------------|-------------------------------|---|---|--|--|---|
| | | Active Clubs | Clubs in Status Quo | Total Clubs | % Status Quo in Financial Suspension | New Clubs | Cancelled Clubs | YTD Net Club Gain/ Loss | Current Members In Active Clubs | Current Members In Status Quo Clubs | Current Total Members Count | YTD Add | YTD Drop | YTD NetGrowth (includes Active and Status Quo) | YTD NetGrowth% (includes Active and Status Quo) | Member Count 12 Months Ago | Average Member Count Per Club | % of Clubs with less than 20 members | Average Cancelled Club Age | Members Lost Due to Cancelled Clubs | % of Clubs Reporting Service | % No MMR in 3 Months | % No Officer Report in 12 months | % of Clubs with balance 90+ days | Number of Zone Chairs Recorded | Number of Region Chairs Recorded | District Officers Vacancies ** |
| Ident 5867 - PRIN OF MONACO | | 1 | 0 | 1 | 0% | 0 | 0 | 0 | 35 | 0 | 35 | 4 | 3 | 1 | 2.94% | 30 | 35 | 0% | 0 | 0 | 0% | 0% | 0% | 0% | 0 | 0 | |
| | | 1 | 0 | 1 | 0% | 0 | 0 | 0 | 35 | 0 | 35 | 4 | 3 | 1 | 2.94% | 30 | 35 | 0% | 0 | 0 | 0% | 0% | 0% | 0% | 0 | 0 | |



District Health Assessment for Ident 5875 - GIBRALTAR - UND through November 2025

| Status/ District Name Number of Months in Status * | | Clubs | | | | | | | Membership | | | | | | | Member Strength | | Cancellation | | Reports | | | Finance | Leadership | | | |
|---|--|--------------|---------------------|-------------|--|-----------|-----------------|------------------------|---------------------------------|-------------------------------------|-----------------------------|---------|----------|--|---|----------------------------|-------------------------------|--------------------------------------|----------------------------|-------------------------------------|------------------------------|----------------------|----------------------------------|----------------------------------|--------------------------------|----------------------------------|--------------------------------|
| | | Active Clubs | Clubs in Status Quo | Total Clubs | % Status Quo Clubs in Financial Suspension | New Clubs | Cancelled Clubs | YTD Net Club Gain/Loss | Current Members In Active Clubs | Current Members In Status Quo Clubs | Current Total Members Count | YTD Add | YTD Drop | YTD NetGrowth (includes Active and Status Quo) | YTD NetGrowth% (includes Active and Status Quo) | Member Count 12 Months Ago | Average Member Count Per Club | % of Clubs with less than 20 members | Average Cancelled Club Age | Members Lost Due to Cancelled Clubs | % of Clubs Reporting Service | % No MMR in 3 Months | % No Officer Report in 12 months | % of Clubs with balance 90+ days | Number of Zone Chairs Recorded | Number of Region Chairs Recorded | District Officers Vacancies ** |
| Ident 5875 - GIBRALTAR | | 1 | 0 | 1 | 0% | 0 | 0 | 0 | 16 | 0 | 16 | 2 | 0 | 2 | 14.29% | 17 | 16 | 100% | 0 | 0 | 100% | 0% | 0% | 0% | 0 | 0 | |
| | | 1 | 0 | 1 | 0% | 0 | 0 | 0 | 16 | 0 | 16 | 2 | 0 | 2 | 14.29% | 17 | 16 | 100% | 0 | 0 | 100% | 0% | 0% | 0% | 0 | 0 | |



District Health Assessment for Ident 5891 - REP OF LATVIA - UND through November 2025

| Status/ District Name of Months in Status * | | Clubs | | | | | | | Membership | | | | | | | Member Strength | | Cancellation | | Reports | | | Finance | | Leadership | | |
|--|--|-----------------|------------------------------|----------------|--|--------------|--------------------|-------------------------------------|--|---|--------------------------------------|------------|-------------|--|---|-------------------------------------|--|--|-------------------------------------|---|---------------------------------------|-------------------------------|---|---|--|--|---|
| | | Active Clubs | Clubs in Status Quo | Total Clubs | % Status Quo Clubs in Financial Suspension | New Clubs | Cancelled Clubs | YTD Net Club Gain/ Loss | Current Members In Active Clubs | Current Members In Status Quo Clubs | Current Total Members Count | YTD Add | YTD Drop | YTD NetGrowth (includes Active and Status Quo) | YTD NetGrowth% (includes Active and Status Quo) | Member Count 12 Months Ago | Average Member Count Per Club | % of Clubs with less than 20 members | Average Cancelled Club Age | Members Lost Due to Cancelled Clubs | % of Clubs Reporting Service | % No MMR in 3 Months | % No Officer Report in 12 months | % of Clubs with balance 90+ days | Number of Zone Chairs Recorded | Number of Region Chairs Recorded | District Officers Vacancies ** |
| Ident 5891 - REP OF LATVIA | | 2 | 0 | 2 | 0% | 0 | 1 | -1 | 15 | 0 | 15 | 0 | 6 | -6 | -28.57% | 20 | 8 | 100% | 7 | 6 | 0% | 100% | 0% | 0% | 0 | 0 | |
| | | 2 | 0 | 2 | 0% | 0 | 1 | -1 | 15 | 0 | 15 | 0 | 6 | -6 | -28.57% | 20 | 8 | 100% | 7 | 6 | 0% | 100% | 0% | 0% | 0 | 0 | |



District Health Assessment for Ident 5911 - REPUBLIC OF KOSOVO - UND through November 2025

| Status/ District Name of Months in Status * | | Clubs | | | | | | | Membership | | | | | | | Member Strength | | Cancellation | | Reports | | | Finance | Leadership | | | |
|--|--|-----------------|------------------------------|----------------|---|--------------|--------------------|-------------------------------------|--|---|--------------------------------------|------------|-------------|--|---|-------------------------------------|--|--|-------------------------------------|---|---------------------------------------|-------------------------------|---|---|--|--|---|
| | | Active Clubs | Clubs in Status Quo | Total Clubs | % Status Quo in Financial Suspension | New Clubs | Cancelled Clubs | YTD Net Club Gain/ Loss | Current Members In Active Clubs | Current Members In Status Quo Clubs | Current Total Members Count | YTD Add | YTD Drop | YTD NetGrowth (includes Active and Status Quo) | YTD NetGrowth% (includes Active and Status Quo) | Member Count 12 Months Ago | Average Member Count Per Club | % of Clubs with less than 20 members | Average Cancelled Club Age | Members Lost Due to Cancelled Clubs | % of Clubs Reporting Service | % No MMR in 3 Months | % No Officer Report in 12 months | % of Clubs with balance 90+ days | Number of Zone Chairs Recorded | Number of Region Chairs Recorded | District Officers Vacancies ** |
| Ident 5911 - REPUBLIC OF KOSOVO | | 5 | 0 | 5 | 0% | 0 | 2 | -2 | 62 | 0 | 62 | 9 | 62 | -53 | -46.09% | 100 | 12 | 80% | 3 | 35 | 0% | 20% | 20% | 0% | 0 | 0 | |
| | | 5 | 0 | 5 | 0% | 0 | 2 | -2 | 62 | 0 | 62 | 9 | 62 | -53 | -46.09% | 100 | 12 | 80% | 3 | 35 | 0% | 20% | 20% | 0% | 0 | 0 | |



District Health Assessment for Ident 5915 - ARMENIA - UND through November 2025

| Status/ District Name Number of Months in Status * | | Clubs | | | | | | | Membership | | | | | | | Member Strength | | Cancellation | | Reports | | | Finance | | Leadership | | |
|---|--|--------------|---------------------|-------------|--|-----------|-----------------|------------------------|---------------------------------|-------------------------------------|-----------------------------|---------|----------|--|---|----------------------------|-------------------------------|--------------------------------------|----------------------------|-------------------------------------|------------------------------|----------------------|----------------------------------|----------------------------------|--------------------------------|----------------------------------|--------------------------------|
| | | Active Clubs | Clubs in Status Quo | Total Clubs | % Status Quo Clubs in Financial Suspension | New Clubs | Cancelled Clubs | YTD Net Club Gain/Loss | Current Members In Active Clubs | Current Members In Status Quo Clubs | Current Total Members Count | YTD Add | YTD Drop | YTD NetGrowth (includes Active and Status Quo) | YTD NetGrowth% (includes Active and Status Quo) | Member Count 12 Months Ago | Average Member Count Per Club | % of Clubs with less than 20 members | Average Cancelled Club Age | Members Lost Due to Cancelled Clubs | % of Clubs Reporting Service | % No MMR in 3 Months | % No Officer Report in 12 months | % of Clubs with balance 90+ days | Number of Zone Chairs Recorded | Number of Region Chairs Recorded | District Officers Vacancies ** |
| Ident 5915 - ARMENIA | | 2 | 3 | 5 | 0% | 0 | 0 | 0 | 16 | 27 | 43 | 0 | 0 | 0 | 0.00% | 27 | 8 | 100% | 0 | 0 | 0% | 100% | 60% | 20% | 0 | 0 | |
| | | 2 | 3 | 5 | 0% | 0 | 0 | 0 | 16 | 27 | 43 | 0 | 0 | 0 | 0.00% | 27 | 22 | 100% | 0 | 0 | 0% | 100% | 60% | 20% | 0 | 0 | |



District Health Assessment for Ident 5931 - BULGARIA - UND through November 2025

| Status/ District Name Number of Months in Status * | | Clubs | | | | | | | Membership | | | | | | | Member Strength | | Cancellation | | Reports | | | Finance | Leadership | | | |
|---|--|--------------|---------------------|-------------|--|-----------|-----------------|------------------------|---------------------------------|-------------------------------------|-----------------------------|---------|----------|--|---|----------------------------|-------------------------------|--------------------------------------|----------------------------|-------------------------------------|------------------------------|----------------------|----------------------------------|----------------------------------|--------------------------------|----------------------------------|--------------------------------|
| | | Active Clubs | Clubs in Status Quo | Total Clubs | % Status Quo Clubs in Financial Suspension | New Clubs | Cancelled Clubs | YTD Net Club Gain/Loss | Current Members In Active Clubs | Current Members In Status Quo Clubs | Current Total Members Count | YTD Add | YTD Drop | YTD NetGrowth (includes Active and Status Quo) | YTD NetGrowth% (includes Active and Status Quo) | Member Count 12 Months Ago | Average Member Count Per Club | % of Clubs with less than 20 members | Average Cancelled Club Age | Members Lost Due to Cancelled Clubs | % of Clubs Reporting Service | % No MMR in 3 Months | % No Officer Report in 12 months | % of Clubs with balance 90+ days | Number of Zone Chairs Recorded | Number of Region Chairs Recorded | District Officers Vacancies ** |
| Ident 5931 - BULGARIA | | 9 | 0 | 9 | 0% | 0 | 0 | 0 | 221 | 0 | 221 | 13 | 13 | 0 | 0.00% | 221 | 25 | 33% | 0 | 0 | 22% | 56% | 0% | 0% | 0 | 0 | |
| | | 9 | 0 | 9 | 0% | 0 | 0 | 0 | 221 | 0 | 221 | 13 | 13 | 0 | 0.00% | 221 | 25 | 33% | 0 | 0 | 22% | 56% | 0% | 0% | 0 | 0 | |



District Health Assessment for Ident 5935 - SERBIA - UND through November 2025

| Status/ District Name of Months in Status * | | Clubs | | | | | | | Membership | | | | | | | Member Strength | | Cancellation | | Reports | | | Finance | Leadership | | | |
|--|--|-----------------|------------------------------|----------------|--|--------------|--------------------|-------------------------------------|--|---|--------------------------------------|------------|-------------|--|---|-------------------------------------|--|--|-------------------------------------|---|---------------------------------------|-------------------------------|---|---|--|--|---|
| | | Active Clubs | Clubs in Status Quo | Total Clubs | % Status Quo Clubs in Financial Suspension | New Clubs | Cancelled Clubs | YTD Net Club Gain/ Loss | Current Members In Active Clubs | Current Members In Status Quo Clubs | Current Total Members Count | YTD Add | YTD Drop | YTD NetGrowth (includes Active and Status Quo) | YTD NetGrowth% (includes Active and Status Quo) | Member Count 12 Months Ago | Average Member Count Per Club | % of Clubs with less than 20 members | Average Cancelled Club Age | Members Lost Due to Cancelled Clubs | % of Clubs Reporting Service | % No MMR in 3 Months | % No Officer Report in 12 months | % of Clubs with balance 90+ days | Number of Zone Chairs Recorded | Number of Region Chairs Recorded | District Officers Vacancies ** |
| Ident 5935 - SERBIA | | 4 | 0 | 4 | 0% | 0 | 0 | 0 | 48 | 0 | 48 | 1 | 6 | -5 | -9.43% | 48 | 12 | 75% | 0 | 0 | 25% | 50% | 0% | 0% | 0 | 0 | |
| | | 4 | 0 | 4 | 0% | 0 | 0 | 0 | 48 | 0 | 48 | 1 | 6 | -5 | -9.43% | 48 | 12 | 75% | 0 | 0 | 25% | 50% | 0% | 0% | 0 | 0 | |

* - District Status: P - Provisional, T - Transitional.

** - District Officers Vacancies: DG - District Governor, 1st VDG - First Vice District Governor, 2nd VDG - Second Vice District Governor.